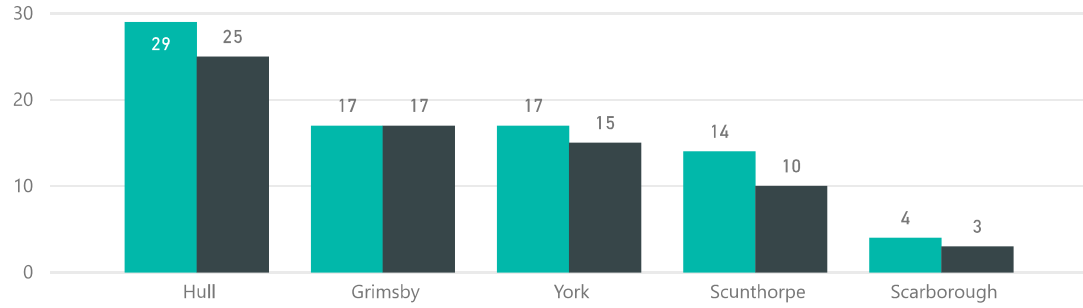


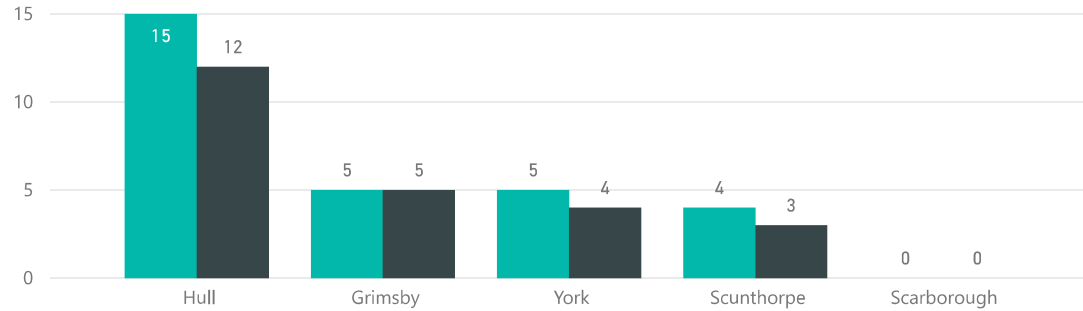
Antenatal Steroids Provision by Unit

● Antenatal Steroids: Total Eligible ● Antenatal Steroids: Received



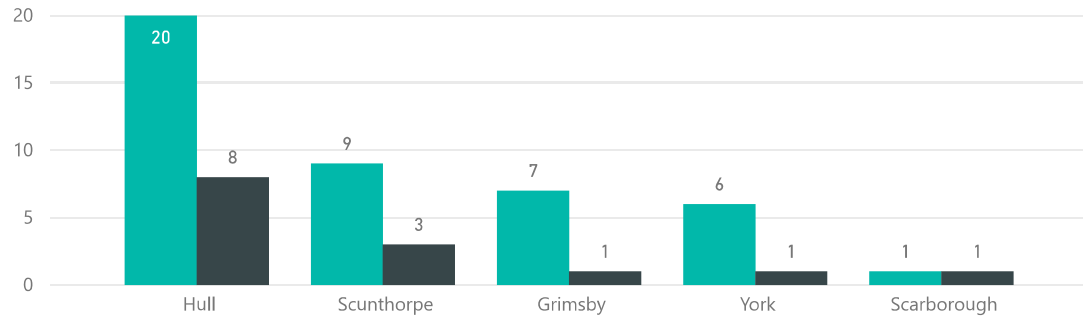
Magnesium Sulphate Provision by Unit

● Magnesium Sulphate: Total Eligible ● Magnesium Sulphate: Given



Delayed Cord Clamping by Unit

● DCC: Total Eligible ● DCC: Received



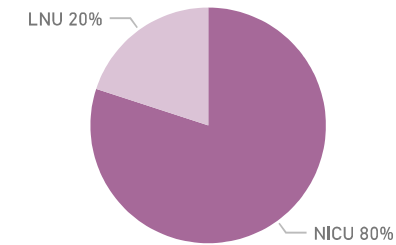
LMS Overview for Quarter 2 (2020/21) v2

Overview for Humber Coast & Vale
July 2020 - September 2020

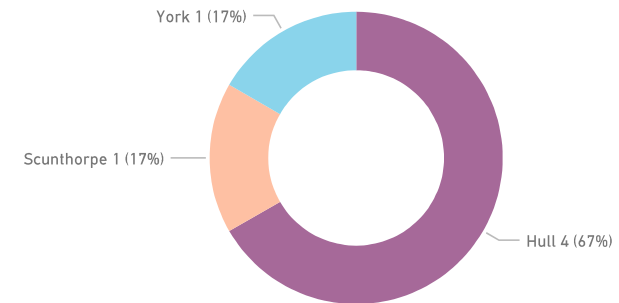


Unit	Unit Level Title	Term Admissions (>=37+0 weeks) (babies admitted to NNU)	<27/40 Total	Live Births (Qtr 2)	% of Term Admissions Against Live Births
Grimsby	LNU	15	0	568	2.64%
Hull	NICU	31	8	1262	2.46%
Scarborough	SCU	19	0	349	5.44%
Scunthorpe	LNU	16	1	411	3.89%
York	LNU	19	1	733	2.59%
Total		100	10		

<27/40 % by Unit Level



In Unit Deaths by Place of Birth



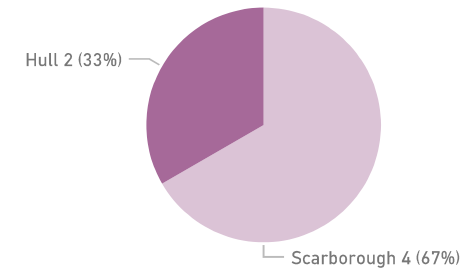
Temperature Overview for Quarter 2 (2020/21)

Humber Coast & Vale



Unit	Unit Level	Number of 1st Admissions from either Labour Ward, Theatre, Postnatal Ward or Care Location is 'Null'
Grimsby, Diana Princess of Wales	LNU	45
Hull University Teaching Hospitals NHS Trust	NICU	100
Scarborough General	SCU	28
Scunthorpe General Hospital	LNU	49
York District	LNU	52
Total		274

Active Cooling Breakdown (Place of Birth)



Temperature Bracket Breakdown

Temp Bracket ● 0) Missing Data ● 1) <36.0°C ● 2) 36.0-36.4°C ● 3) 36.5-37.5°C ● 4) 37.6-37.9°C ● 5) >38.0°C



Staffing Overview for Quarter 2 (2020/21)

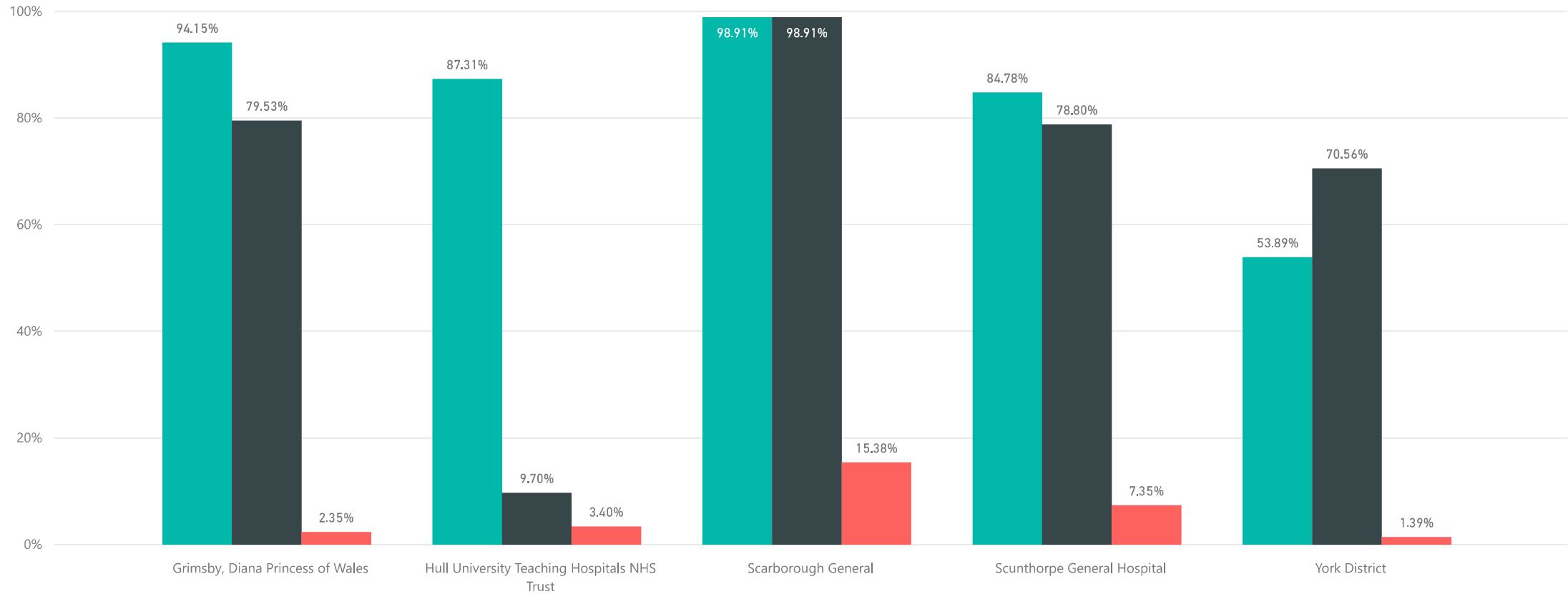
Humber Coast & Vale



Unit	Unit Level	%Shifts Staffed To BAPM Recommendations	%Shifts QIS To Toolkit	% Nursing shifts covered by Non NNU Staff
Grimsby, Diana Princess of Wales	LNU	94.15%	79.53%	2.35%
Hull University Teaching Hospitals NHS Trust	NICU	87.31%	9.70%	3.40%
Scarborough General	SCU	98.91%	98.91%	15.38%
Scunthorpe General Hospital	LNU	84.78%	78.80%	7.35%
York District	LNU	53.89%	70.56%	1.39%

Staffing Overview

● %Shifts Staffed To BAPM Recommendations ● %Shifts QIS To Toolkit ● % Nursing shifts covered by Non NNU Staff



Antenatal Steroids:

Unit Reports on Badger - Dashboards - NNAP Data Quality Dashboard
Babies born in this period between 23 and 33 months gestation (inclusive) who would be eligible for inclusion in the NNAP Antenatal steroid analysis. Please note that the NNAP Antenatal Steroid analysis is performed based on Final Discharge, and only counts each mother once in the case of multiple births

Magnesium Sulphate:

Unit Reports on Badger - Dashboards - NNAP Data Quality Dashboard
Babies born in this period at less than 30 weeks gestation who would be eligible for inclusion in the NNAP Antenatal magnesium sulphate analysis. Please note that the NNAP analysis is performed based on the date of final neonatal discharge, and only counts each mother once in the case of multiple births

Term Admissions (>=37 wks gestation):

Raw Data Download from Badger Patient List
Admitted in period
1st episode
NNU Days: >0
>=/>37 wks gestation

In Unit Deaths:

Raw Data Downloads from Badger Patient List
Discharged during period
Discharge destination is 'Died' (3)

<27 Weeks Gestation:

Patient Lists - All Patients
Born in period
<27 weeks gestation
Same data source as exception list

Temperature:

Raw Data Download from Badger Patient List
Admitted during period
1st Episode
NNU stay >0 days
Admission source is either; Theatre, PNW, Labour Ward or is Null
Inborn admissions only

Active Cooling:

Raw Data Download from Badger Patient List
NNU Episodes+NNUDay_Sum
ActiveCoolingToday = "1" (Yes)
Admitted during period
Numbers for place of birth not location of cooling

Number of 1st Admissions:

Taken from 'Temperature' data source (Raw Data Download)
Number of babies recorded at each unit who have met 'Temperature' criteria
Admitted during period
1st Episode
NNU stay >0 days
Admission source is either; Theatre, PNW or Labour Ward
Inborn admissions only

Staffing:

Unit reports on Badger
Network reports - Nurse Staffing

Delayed Cord Clamping:

NNAP criteria - Number of 1st episode babies born within the period at less than 32 weeks gestation - Cord clamping =/> 1 minute.
BadgerNet - Unit Reports - Unit Reports - Dashboard - NNAP Data Quality Dashboard