

Breast Milk Overview

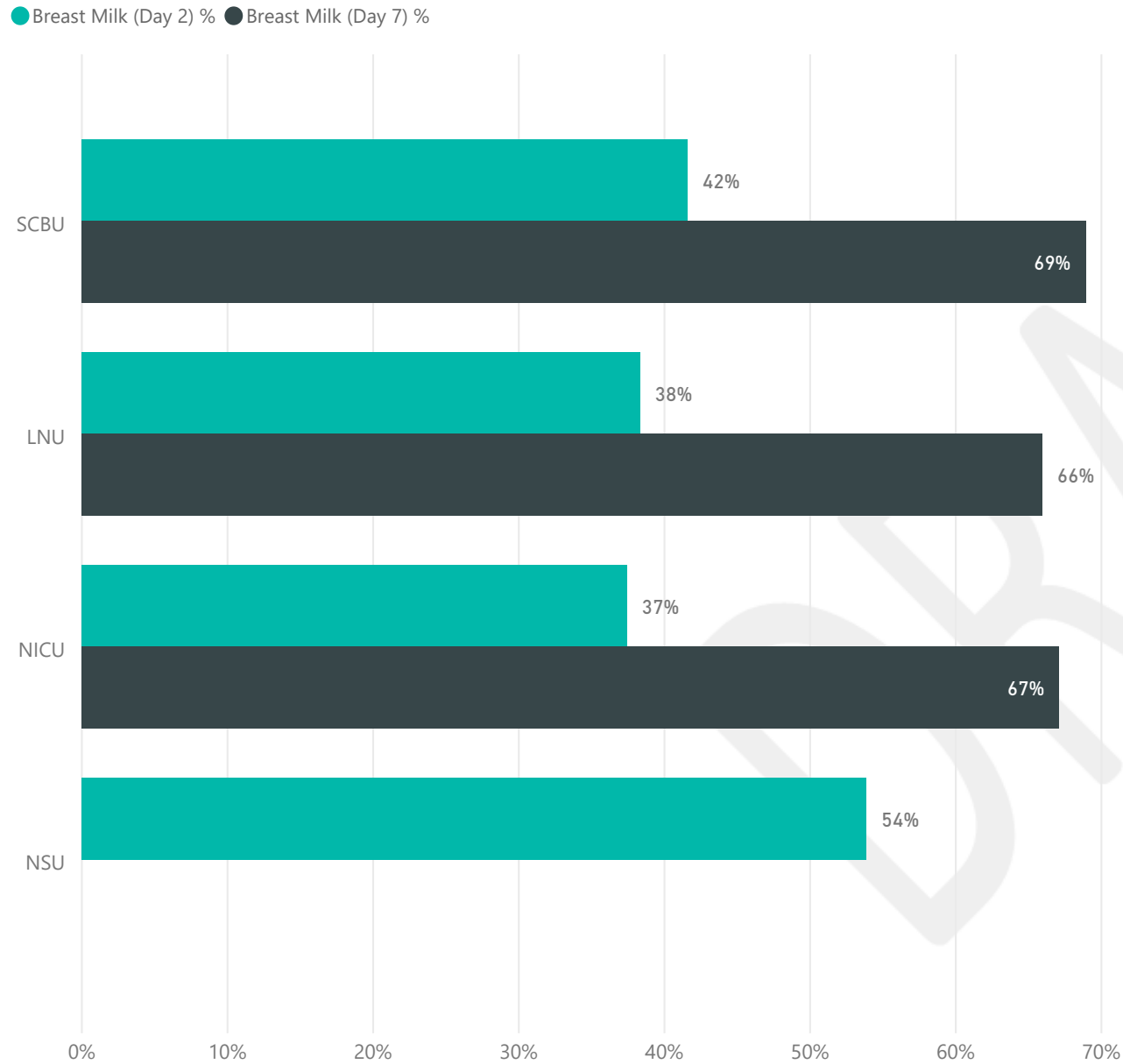
Jul - Sep 2019

Breast Milk Definitions: Suckling at the breast
Mother's fresh expressed breast milk
Mother's frozen expressed breast milk

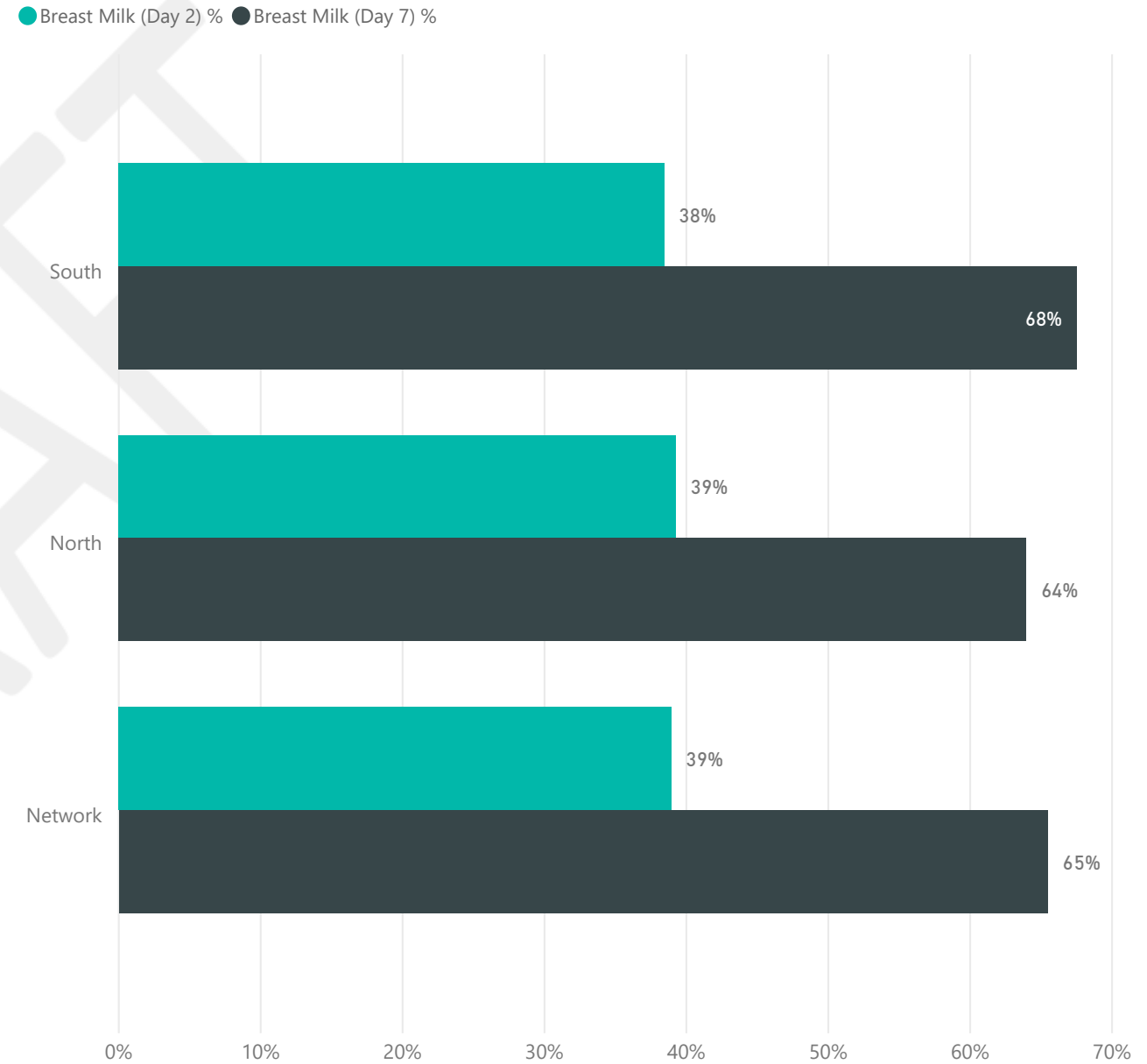
Criteria: 1st Episode
NNU Stay >0 Days
Admissions during period



Average % of Babies who Received Breast Milk on Day 2 and 7 by Unit Level



Average % of Babies who Received Breast Milk on Day 2 and 7 by North or South of the Network



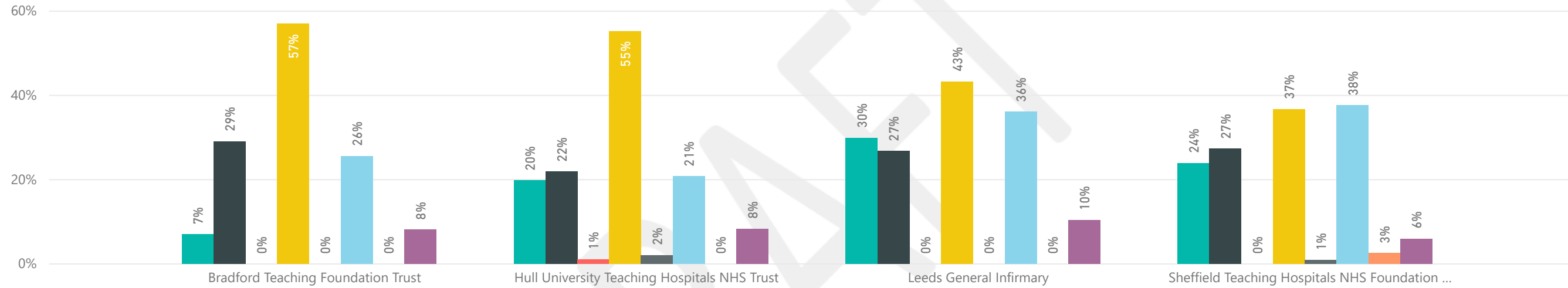


Feeding Data NICU Overview

Unit	Number of pts who had some feeding (Day 2)	Breast Milk (Day 2) %	Number of pts who had some feeding (Day 7)	Breast Milk (Day 7) %	Breast Milk Change between Day 2 to Day 7
Bradford Teaching Foundation Trust	86	33%	66	68%	▲
Hull University Teaching Hospitals NHS Trust	96	40%	56	63%	▲
Leeds General Infirmary	97	39%	37	62%	▲
Sheffield Teaching Hospitals NHS Foundation Trust	117	38%	82	76%	▲

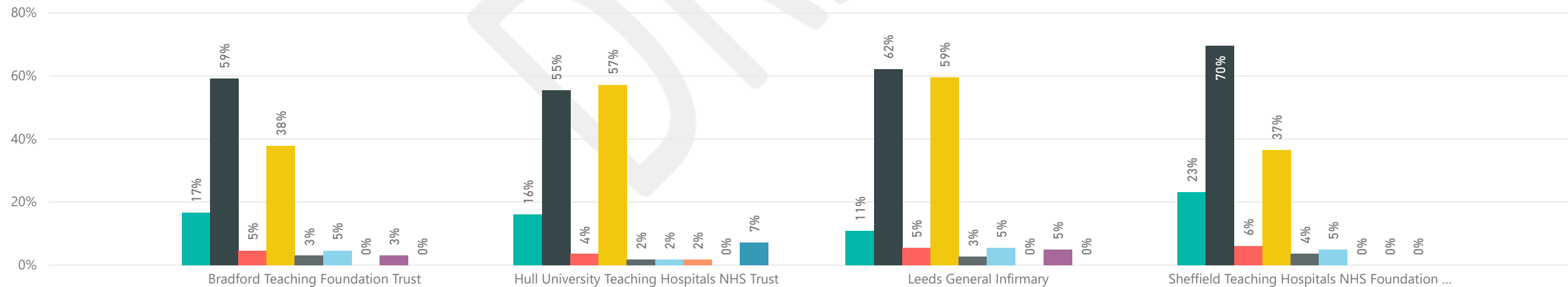
Enteral Feeding at Day 2

● Suckling at the breast %
 ● Mother's fresh expressed breast milk %
 ● Mother's frozen expressed breast milk %
 ● Formula %
 ● Donor expressed breast milk %
 ● Nil by Mouth %
 ● Other %
 ● Missing Data %



Enteral Feeding at Day 7

● Suckling at the breast %
 ● Mother's fresh expressed breast milk %
 ● Mother's frozen expressed breast milk %
 ● Formula %
 ● Donor expressed breast milk %
 ● Nil by Mouth %
 ● Other %
 ● Missing Data %
 ● Breast milk fortifier %





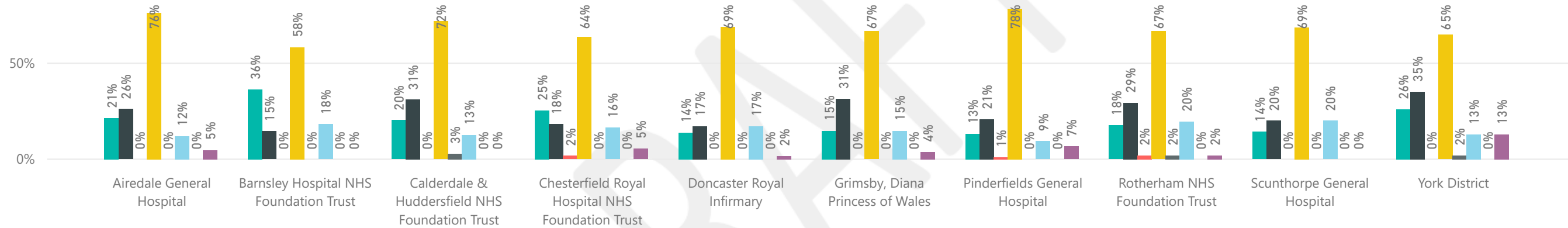
Feeding Data LNU Overview

Unit	Number of pts who had some feeding (Day 2)	Breast Milk (Day 2) %	Number of pts who had some feeding (Day 7)	Breast Milk (Day 7) %	Breast Milk Change between Day 2 to Day 7
Airedale General Hospital	42	38%	23	78%	▲
Calderdale & Huddersfield NHS Foundation Trust	103	43%	52	63%	▲
Pinderfields General Hospital	106	31%	59	61%	▲
York District	54	46%	29	69%	▲

Unit	Number of pts who had some feeding (Day 2)	Breast Milk (Day 2) %	Number of pts who had some feeding (Day 7)	Breast Milk (Day 7) %	Breast Milk Change between Day 2 to Day 7
Barnsley Hospital NHS Foundation Trust	55	45%	34	68%	▲
Chesterfield Royal Hospital NHS Foundation Trust	55	38%	35	57%	▲
Doncaster Royal Infirmary	58	28%	33	61%	▲
Grimsby, Diana Princess of Wales	54	46%	35	57%	▲
Rotherham NHS Foundation Trust	51	39%	25	68%	▲
Scunthorpe General Hospital	35	29%	22	77%	▲

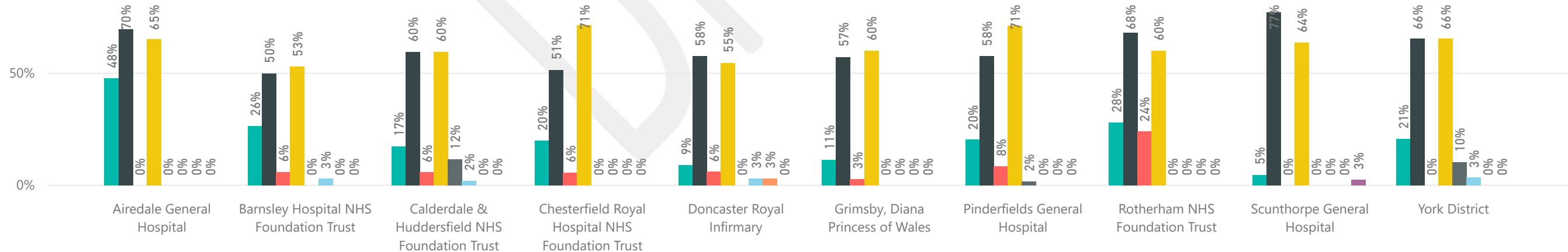
Enteral Feeding at Day 2

● Suckling at the breast %
 ● Mother's fresh expressed breast milk %
 ● Mother's frozen expressed breast milk %
 ● Formula %
 ● Donor expressed breast milk %
 ● Nil by Mouth %
 ● Other %
 ● Missing Data %



Enteral Feeding at Day 7

● Suckling at the breast %
 ● Mother's fresh expressed breast milk %
 ● Mother's frozen expressed breast milk %
 ● Formula %
 ● Donor expressed breast milk %
 ● Nil by Mouth %
 ● Other %
 ● Missing Data %





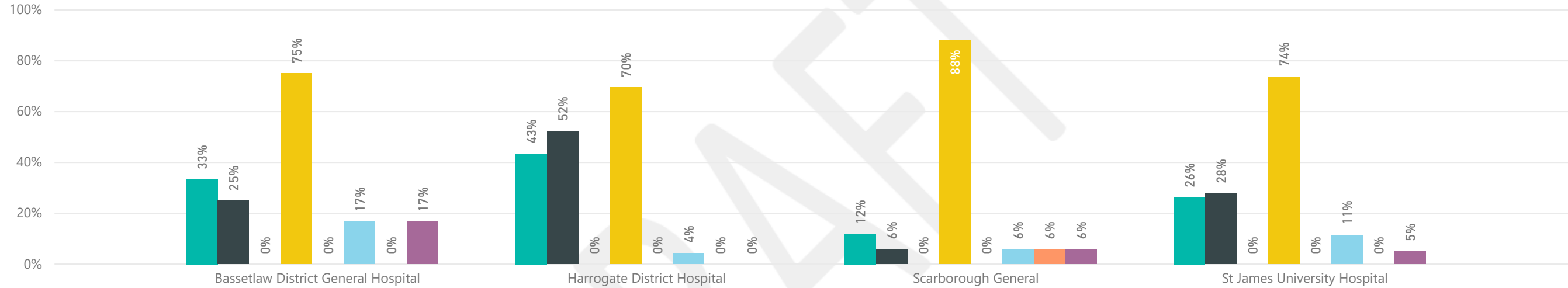
Feeding Data

SCBU Overview

Unit	Number of pts who had some feeding (Day 2)	Breast Milk (Day 2) %	Number of pts who had some feeding (Day 7)	Breast Milk (Day 7) %	Breast Milk Change between Day 2 to Day 7
Bassetlaw District General Hospital	12	33%	2	100%	▲
Harrogate District Hospital	23	70%	14	86%	▲
Scarborough General	17	18%	8	50%	▲
St James University Hospital	61	46%	25	40%	▼

Enteral Feeding at Day 2

● Suckling at the breast %
 ● Mother's fresh expressed breast milk %
 ● Mother's frozen expressed breast milk %
 ● Formula %
 ● Donor expressed breast milk %
 ● Nil by Mouth %
 ● Other %
 ● Missing Data %



Enteral Feeding at Day 7

● Suckling at the breast %
 ● Mother's fresh expressed breast milk %
 ● Mother's frozen expressed breast milk %
 ● Formula %
 ● Donor expressed breast milk %
 ● Nil by Mouth %
 ● Other %
 ● Missing Data %
 ● Breast milk fortifier %

