

Breast Milk Overview

April 2019 - Mar 2020

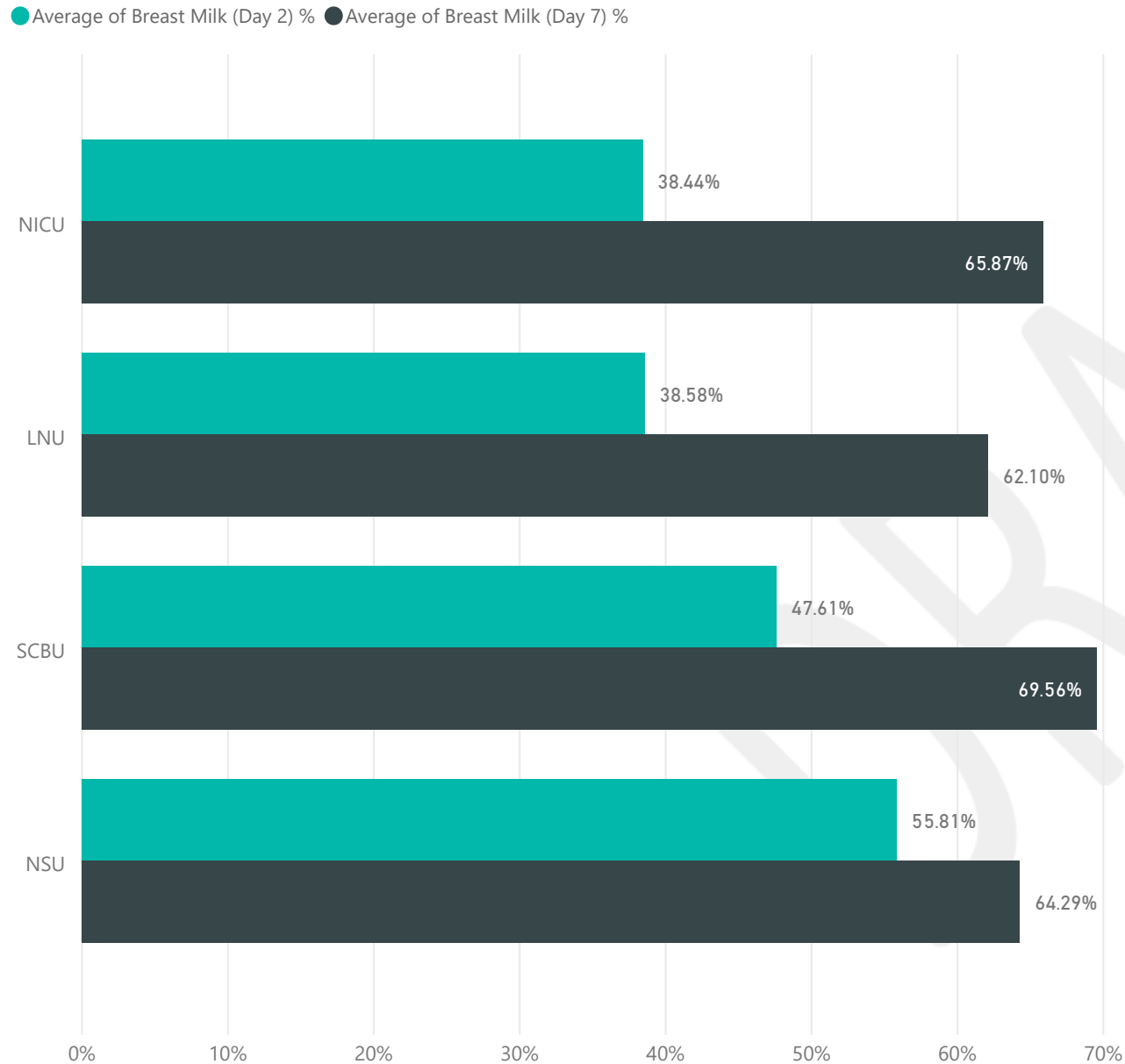
DRAFT

Breast Milk Definitions: Suckling at the breast
Mother's fresh expressed breast milk
Mother's frozen expressed breast milk

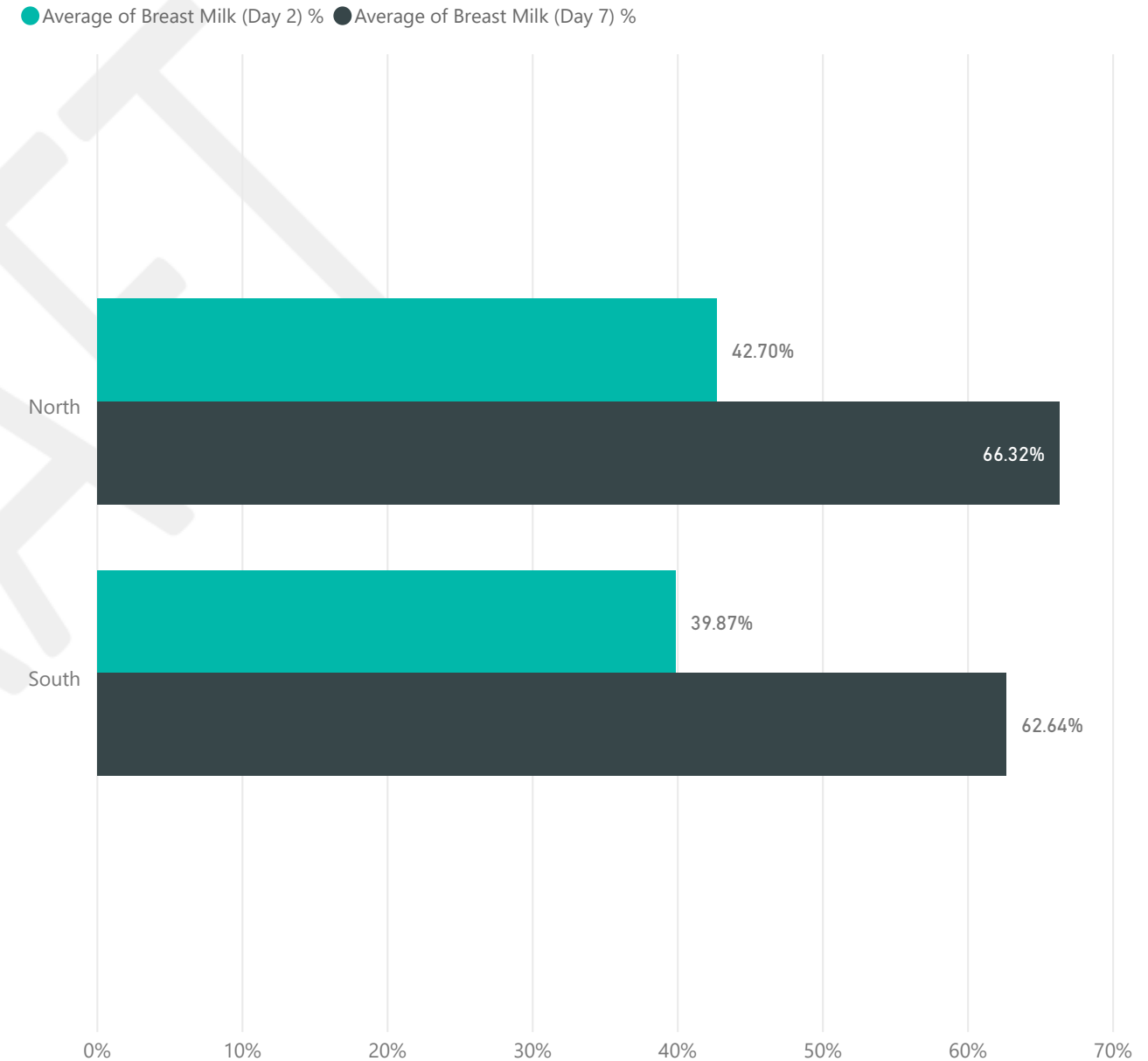
Criteria: 1st Episode
NNU Stay >0 Days
Admissions during period



Average % of Babies who Received Breast Milk on Day 2 and 7 by Unit Level



Average % of Babies who Received Breast Milk on Day 2 and 7 by North or South of the Network



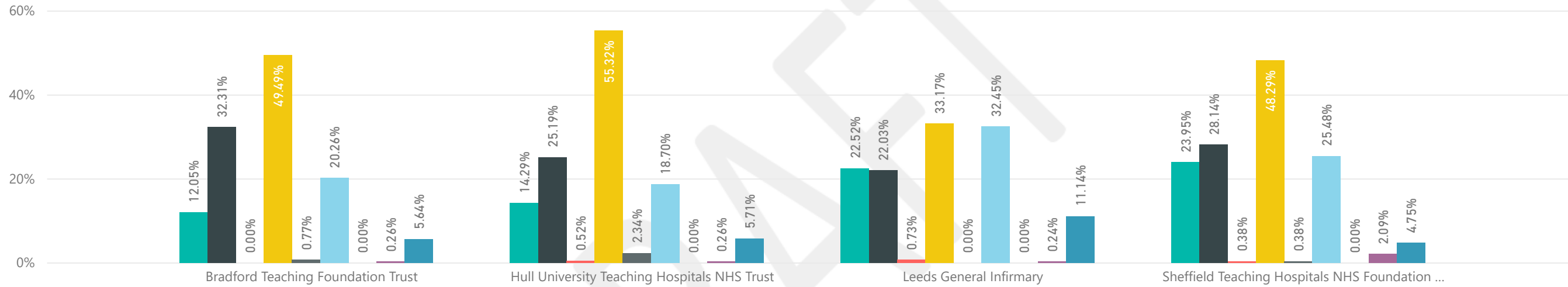


Feeding Data NICU Overview

Unit	Number of pts who had some feeding (Day 2)	Breast Milk (Day 2) %	Number of pts who had some feeding (Day 7)	Breast Milk (Day 7) %	Breast Milk Indicator
Bradford Teaching Foundation Trust	390	40.51%	267	70.04%	▲
Hull University Teaching Hospitals NHS Trust	385	37.14%	234	64.53%	▲
Leeds General Infirmary	413	34.87%	161	61.49%	▲
Sheffield Teaching Hospitals NHS Foundation Trust	526	41.25%	301	67.44%	▲

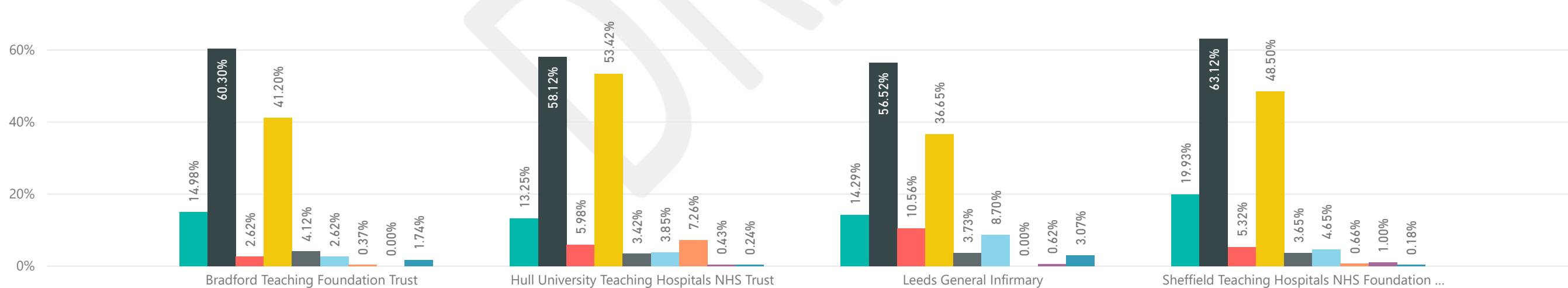
Enteral Feeding at Day 2

● Suckling at the breast %
 ● Mother's fresh expressed breast milk %
 ● Mother's frozen expressed breast milk %
 ● Formula %
 ● Donor expressed breast milk %
 ● Nil by Mouth %
 ● Breast milk fortifier %
 ● Other %
 ● Missing Data %



Enteral Feeding at Day 7

● Suckling at the breast %
 ● Mother's fresh expressed breast milk %
 ● Mother's frozen expressed breast milk %
 ● Formula %
 ● Donor expressed breast milk %
 ● Nil by Mouth %
 ● Breast milk fortifier %
 ● Other %
 ● Missing Data %





Feeding Data

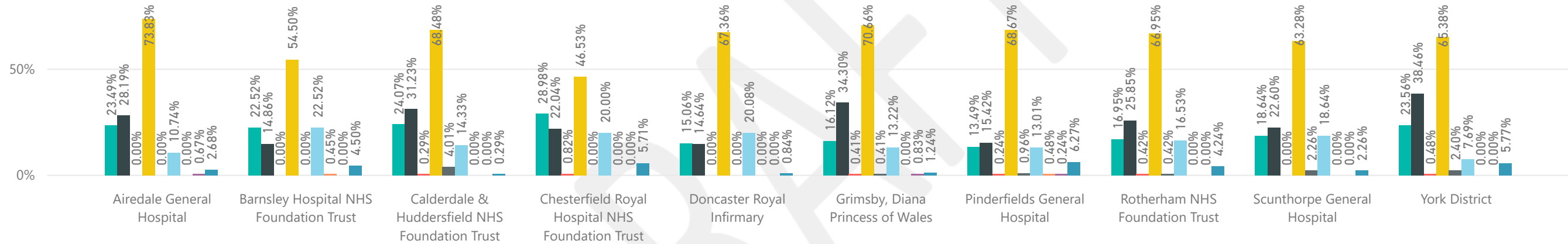
LNU Overview

Unit	Number of pts who had some feeding (Day 2)	Breast Milk (Day 2) %	Number of pts who had some feeding (Day 7)	Breast Milk (Day 7) %	Breast Milk Indicator
Airedale General Hospital	149	42.28%	82	69.51%	▲
Calderdale & Huddersfield NHS Foundation Trust	349	43.55%	172	67.44%	▲
Pinderfields General Hospital	415	26.51%	228	57.89%	▲
York District	208	48.56%	112	70.54%	▲

Unit	Number of pts who had some feeding (Day 2)	Breast Milk (Day 2) %	Number of pts who had some feeding (Day 7)	Breast Milk (Day 7) %	Breast Milk Indicator
Barnsley Hospital NHS Foundation Trust	222	33.33%	136	57.35%	▲
Chesterfield Royal Hospital NHS Foundation Trust	245	47.35%	135	62.96%	▲
Doncaster Royal Infirmary	239	27.62%	125	60.00%	▲
Grimsby, Diana Princess of Wales	242	46.69%	143	60.14%	▲
Rotherham NHS Foundation Trust	236	36.02%	118	56.78%	▲
Scunthorpe General Hospital	177	33.90%	96	58.33%	▲

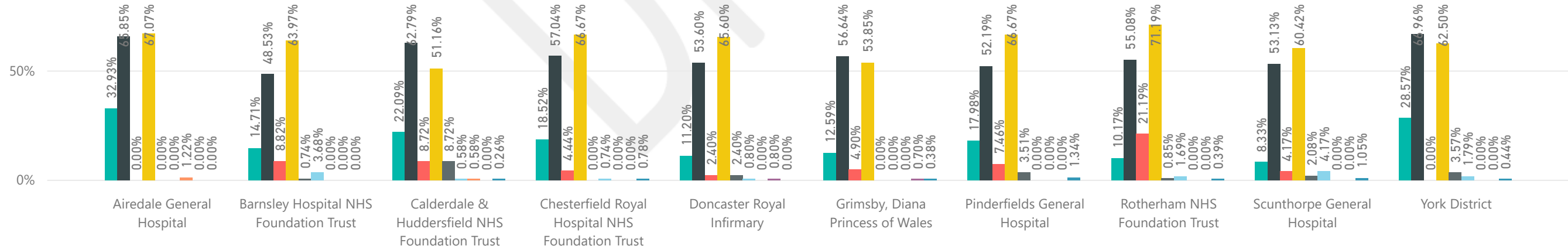
Enteral Feeding at Day 2

● Suckling at the breast %
 ● Mother's fresh expressed breast milk %
 ● Mother's frozen expressed breast milk %
 ● Formula %
 ● Donor expressed breast milk %
 ● Nil by Mouth %
 ● Breast milk fortifier %
 ● Other %
 ● Missing Data %



Enteral Feeding at Day 7

● Suckling at the breast %
 ● Mother's fresh expressed breast milk %
 ● Mother's frozen expressed breast milk %
 ● Formula %
 ● Donor expressed breast milk %
 ● Nil by Mouth %
 ● Breast milk fortifier %
 ● Other %
 ● Missing Data %





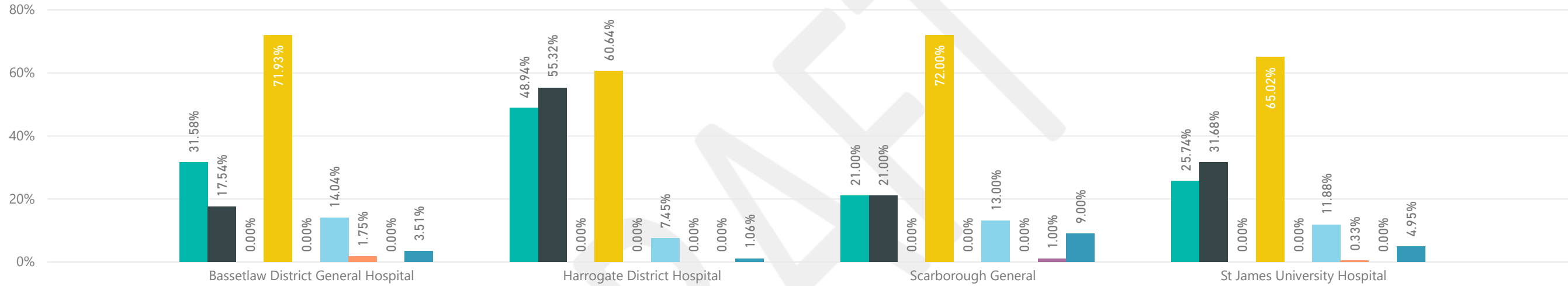
Feeding Data

SCBU Overview

Unit	Number of pts who had some feeding (Day 2)	Breast Milk (Day 2) %	Number of pts who had some feeding (Day 7)	Breast Milk (Day 7) %	Breast Milk Indicator
Bassetlaw District General Hospital	57	36.84%	17	76.47%	▲
Harrogate District Hospital	94	73.40%	39	89.74%	▲
Scarborough General	100	33.00%	45	53.33%	▲
St James University Hospital	303	47.19%	121	58.68%	▲

Enteral Feeding at Day 2

● Suckling at the breast %
 ● Mother's fresh expressed breast milk %
 ● Mother's frozen expressed breast milk %
 ● Formula %
 ● Donor expressed breast milk %
 ● Nil by Mouth %
 ● Breast milk fortifier %
 ● Other %
 ● Missing Data %



Enteral Feeding at Day 7

● Suckling at the breast %
 ● Mother's fresh expressed breast milk %
 ● Mother's frozen expressed breast milk %
 ● Formula %
 ● Donor expressed breast milk %
 ● Nil by Mouth %
 ● Breast milk fortifier %
 ● Other %
 ● Missing Data %

