

Temperature Dashboard

NICU Overview **DRAFT**

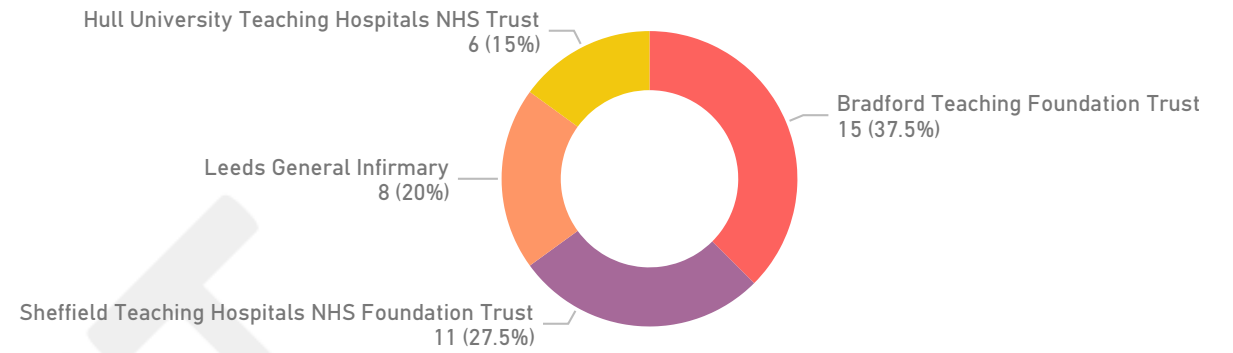
Apr 19 - Mar 20

Data Run: 07/04/2020



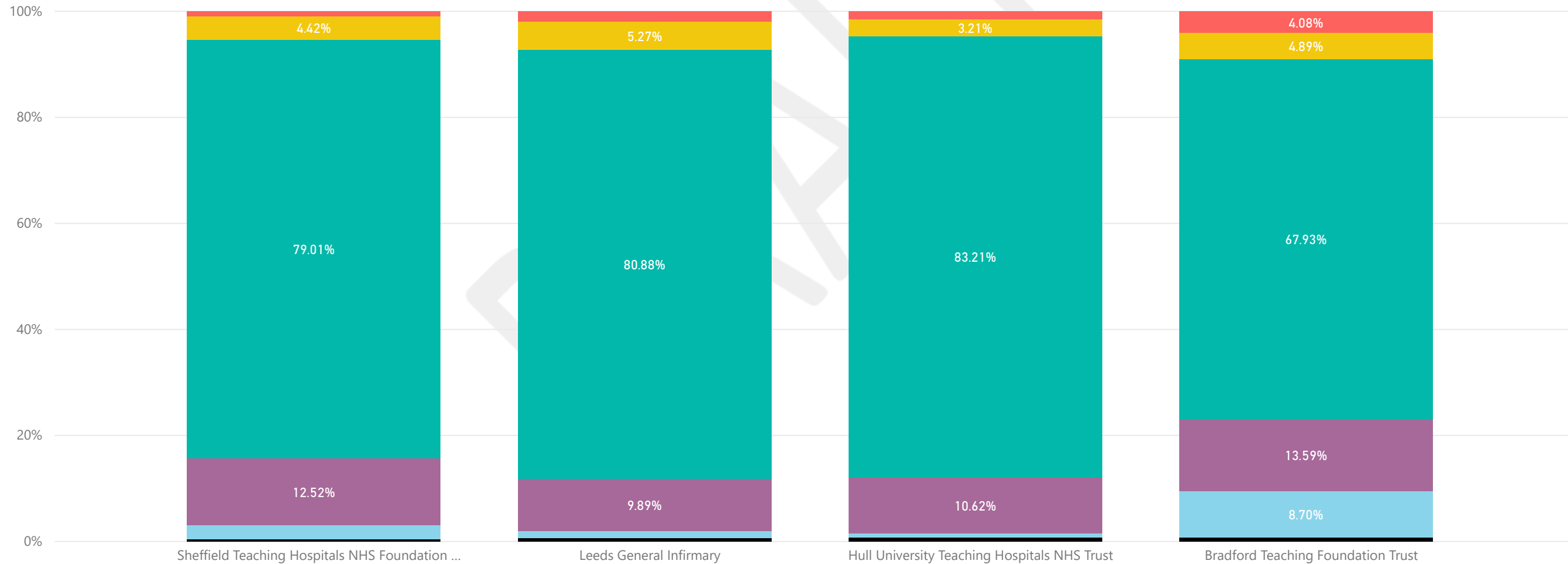
Unit	Number of 1st Admissions to NNU from Labour Ward, Theatre, PNW or 'Null'
Bradford Teaching Foundation Trust	367
Hull University Teaching Hospitals NHS Trust	404
Leeds General Infirmary	454
Sheffield Teaching Hospitals NHS Foundation Trust	542
Total	1767

Actively or Passively Cooled by Unit



NICU Temperature Bracket Breakdown

Temp Bracket ● 0) Missing Data ● 1) <36.0°C ● 2) 36.0-36.4°C ● 3) 36.5-37.5°C ● 4) 37.6-37.9°C ● 5) >38.0°C



Temperature Dashboard

LNU Overview
(>3000 Live Births)

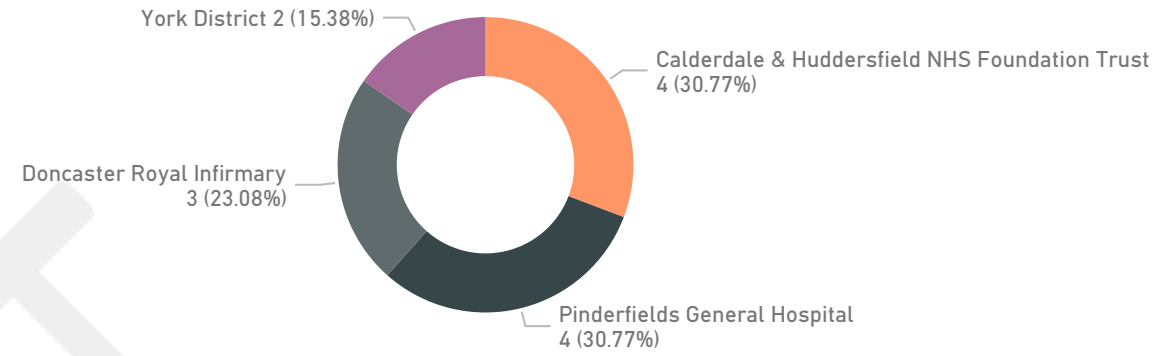
Apr 19 - Mar 20

Data Run: 07/04/2020



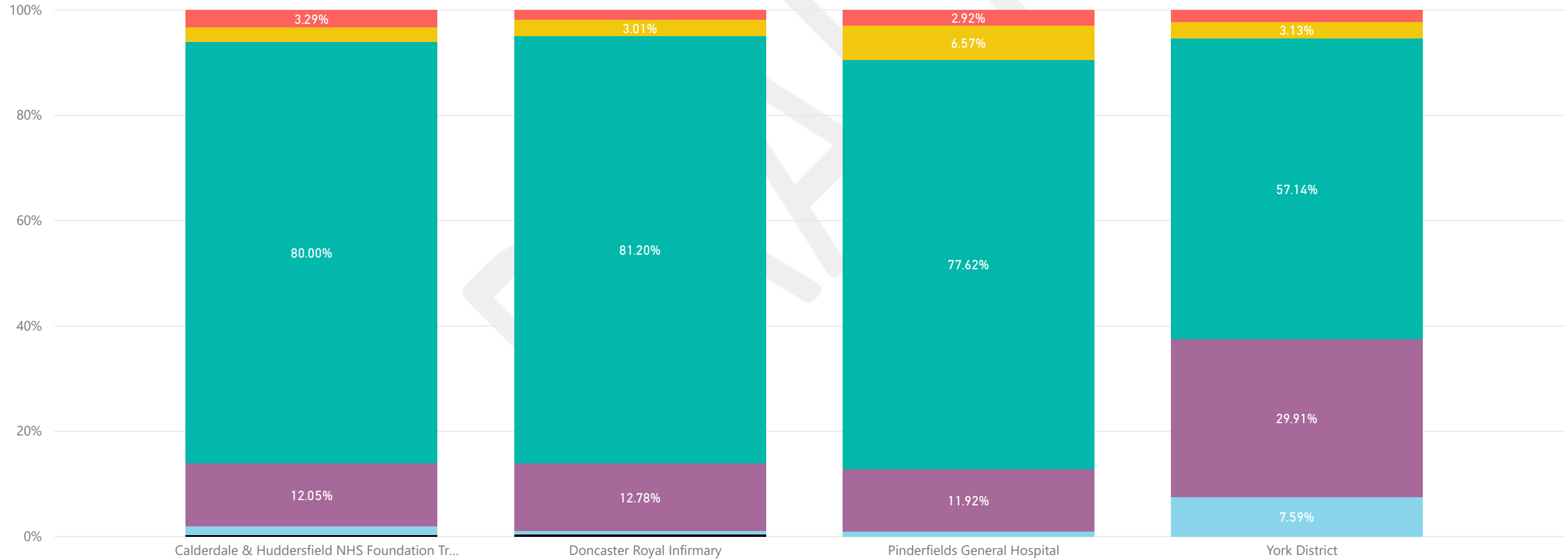
Unit	Number of 1st Admissions to NNU from Labour Ward, Theatre, PNW or 'Null'
Calderdale & Huddersfield NHS Foundation Trust	365
Doncaster Royal Infirmary	266
Pinderfields General Hospital	406
York District	224
Total	1261

Actively or Passively Cooled by Unit



LNU Temperature Bracket Breakdown

Temp Bracket ● 0) Missing Data ● 1) <36.0°C ● 2) 36.0-36.4°C ● 3) 36.5-37.5°C ● 4) 37.6-37.9°C ● 5) >38.0°C



Temperature Dashboard

LNU Overview (<3000 Live Births)

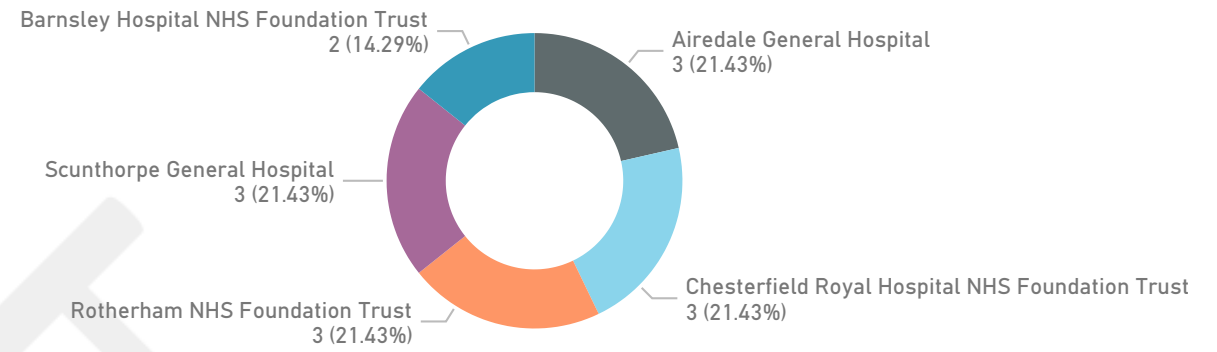
Apr 19 - Mar 20

Data Run: 07/04/2020



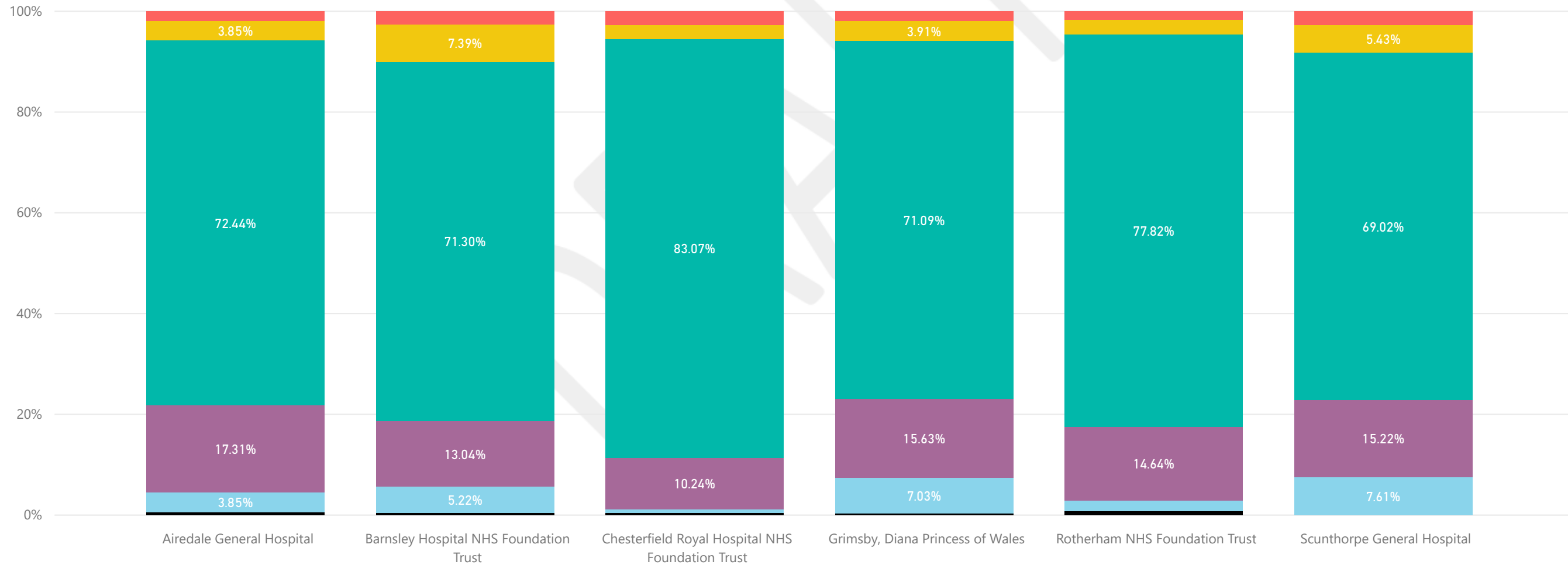
Unit	Number of 1st Admissions to NNU from Labour Ward, Theatre, PNW or 'Null'
Airedale General Hospital	156
Barnsley Hospital NHS Foundation Trust	230
Chesterfield Royal Hospital NHS Foundation Trust	254
Grimsby, Diana Princess of Wales	256
Rotherham NHS Foundation Trust	239
Scunthorpe General Hospital	184
Total	1319

Actively or Passively Cooled by Unit



LNU Temperature Bracket Breakdown

Temp Bracket ● 0) Missing Data ● 1) <36.0°C ● 2) 36.0-36.4°C ● 3) 36.5-37.5°C ● 4) 37.6-37.9°C ● 5) >38.0°C



Temperature Dashboard

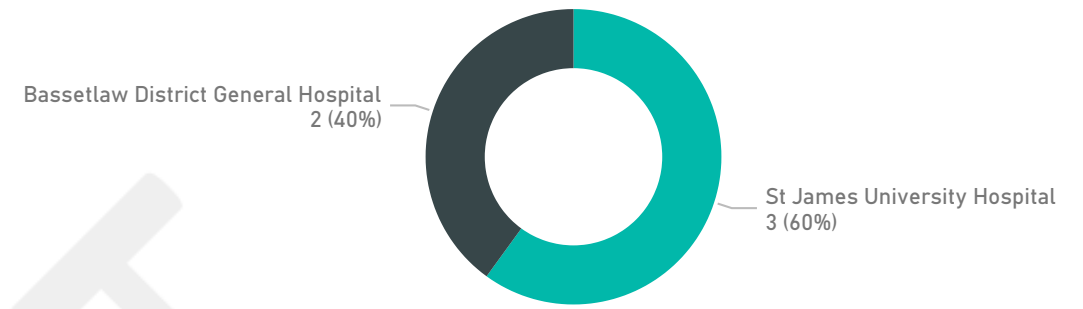
SCBU Overview Apr 19 - Mar 20

Data Run: 07/04/2020



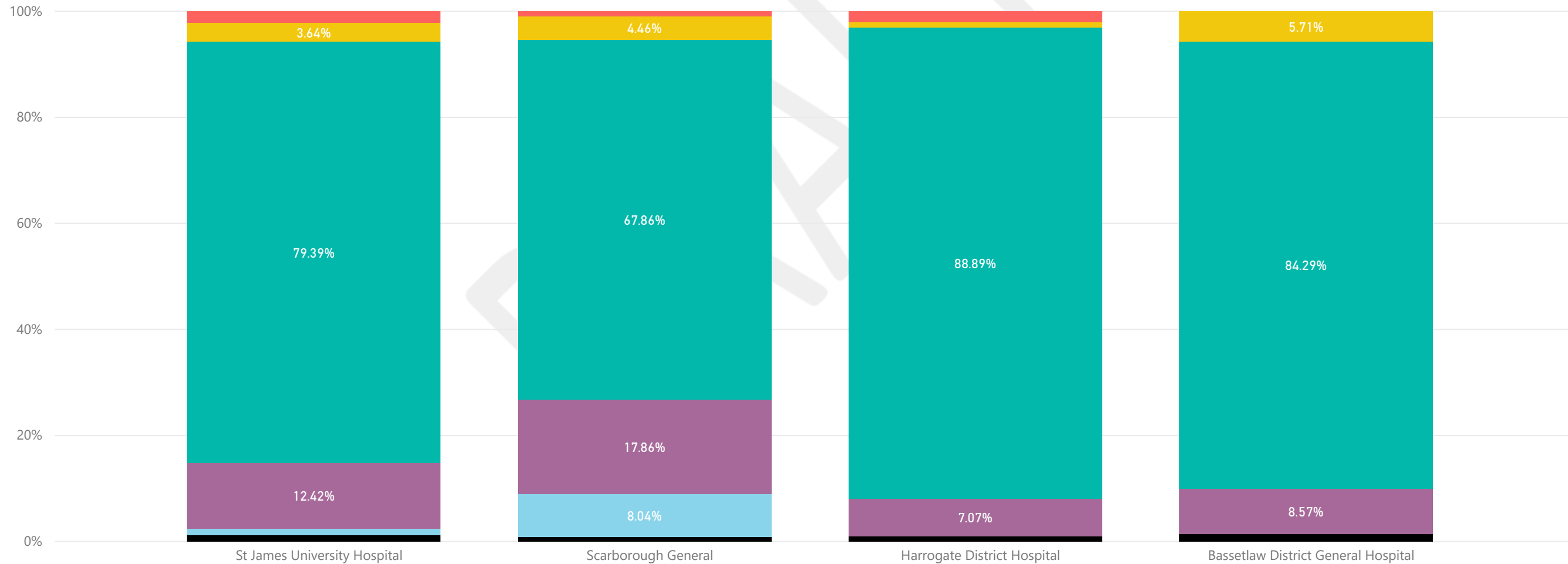
Unit	Number of 1st Admissions to NNU from Labour Ward, Theatre, PNW or 'Null'
Bassetlaw District General Hospital	70
Harrogate District Hospital	99
Scarborough General	112
St James University Hospital	330
Total	611

Actively or Passively Cooled by Unit



SCBU Temperature Bracket Breakdown

Temp Bracket ● 0) Missing Data ● 1) <36.0°C ● 2) 36.0-36.4°C ● 3) 36.5-37.5°C ● 4) 37.6-37.9°C ● 5) >38.0°C



Temperature Dashboard

Network Overview

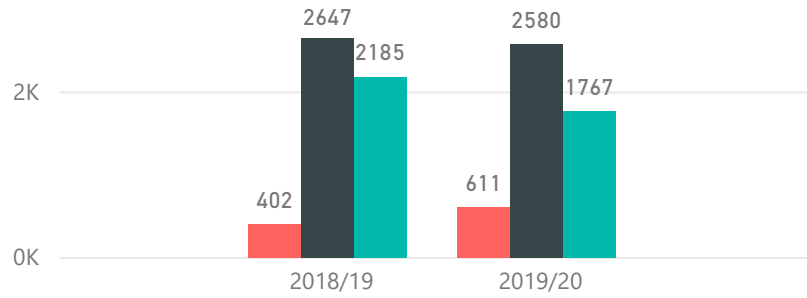
Apr 19 - Mar 20

Data Run: 07/04/2020

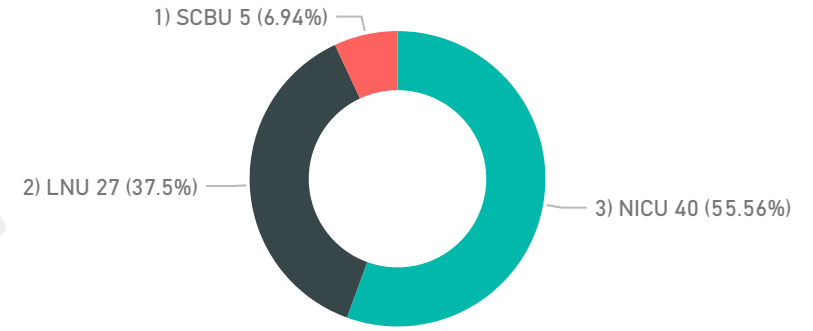


Count of AdmissionSource by Year and Unit Level

Unit Level ● 1) SCBU ● 2) LNU ● 3) NICU

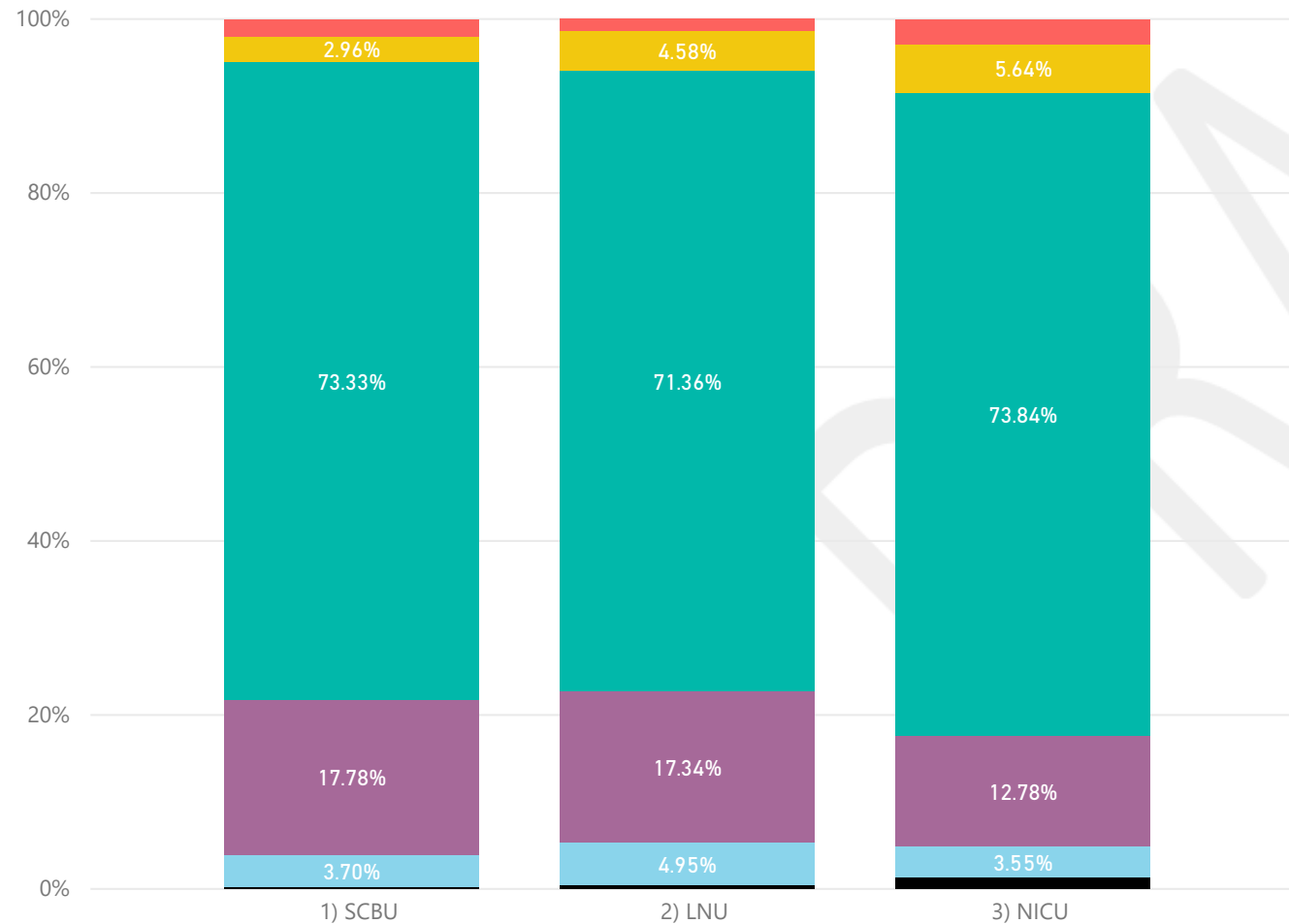


Actively or Passively Cooled by Unit Level



Unit Level Temperature Bracket Breakdown (2018-19)

Temp Bracket ● 0) Missing Data ● 1) <36.0°C ● 2) 36.0-36.4°C ● 3) 36.5-37.5°C ● 4) 37.6-37.9°C ● 5) >38.0°C



Unit Level Temperature Bracket Breakdown (2019-20)

Temp Bracket ● 0) Missing Data ● 1) <36.0°C ● 2) 36.0-36.4°C ● 3) 36.5-37.5°C ● 4) 37.6-37.9°C ● 5) >38.0°C

