

Early Intervention
Summary Overview
 (<32 Week Gestation)

Apr 2020 - Jun 2020

Data Run: 06/07/20



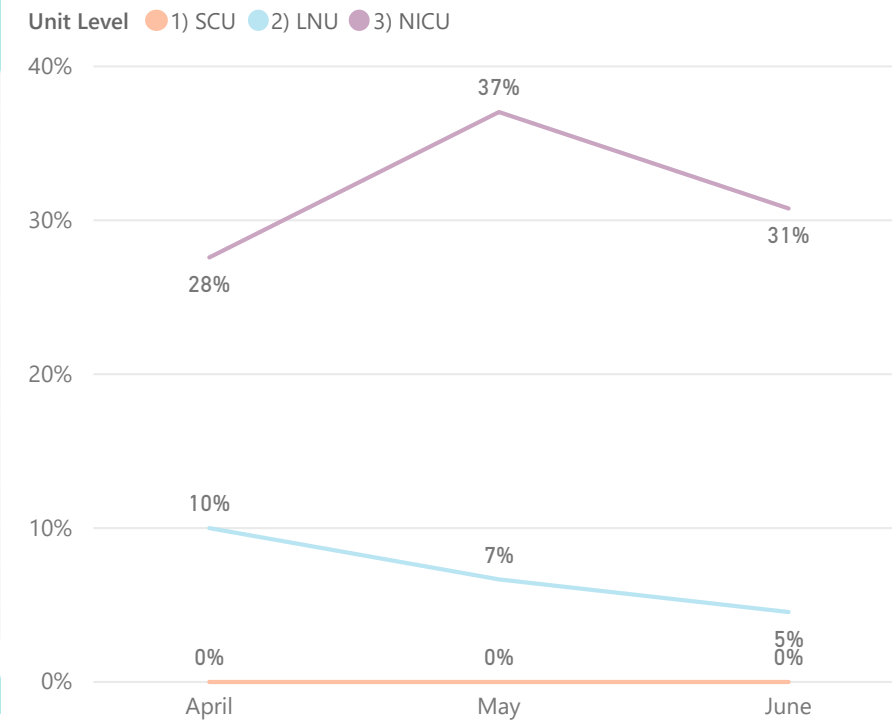
List of Metrics Used:

- *Correct Birth Location
- *Antenatal Steroids
- *Magnesium Sulphate (<30 wks GA)
- *Admission Temperature within the 36.5-37.5 range
- *Deferred Cord Clamping at or beyond 1 minute

Correct Birth Location

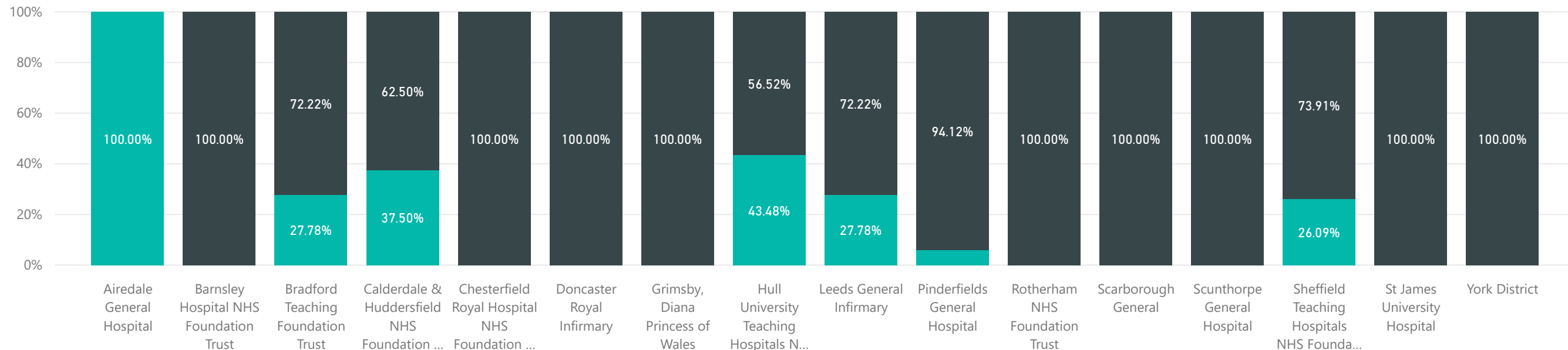
Unit	Unit Level	Number of Mothers	Number of Babies	Correct Birth Location	% of Babies in the Correct Birth Location
Bradford Teaching Foundation Trust	3) NICU	17	18	18	100%
Hull University Teaching Hospitals NHS Trust	3) NICU	22	23	23	100%
Leeds General Infirmary	3) NICU	16	18	17	94%
Sheffield Teaching Hospitals NHS Foundation Trust	3) NICU	22	23	23	100%
Airedale General Hospital	2) LNU	1	1	1	100%
Barnsley Hospital NHS Foundation Trust	2) LNU	7	9	9	100%
Calderdale & Huddersfield NHS Foundation Trust	2) LNU	8	8	6	75%
Chesterfield Royal Hospital NHS Foundation Trust	2) LNU	7	7	4	57%
Doncaster Royal Infirmary	2) LNU	6	7	5	71%
Grimsby, Diana Princess of Wales	2) LNU	4	4	2	50%
Pinderfields General Hospital	2) LNU	13	17	12	71%
Rotherham NHS Foundation Trust	2) LNU	4	4	3	75%
Scunthorpe General Hospital	2) LNU	7	7	6	86%
York District	2) LNU	7	8	8	100%
Scarborough General	1) SCU	4	5	0	0%
St James University Hospital	1) SCU	3	3	0	0%
Total		148	162	137	85%

% of Babies who received 100% of the Metrics by Month



% of Babies who received 100% of the Metrics by Unit

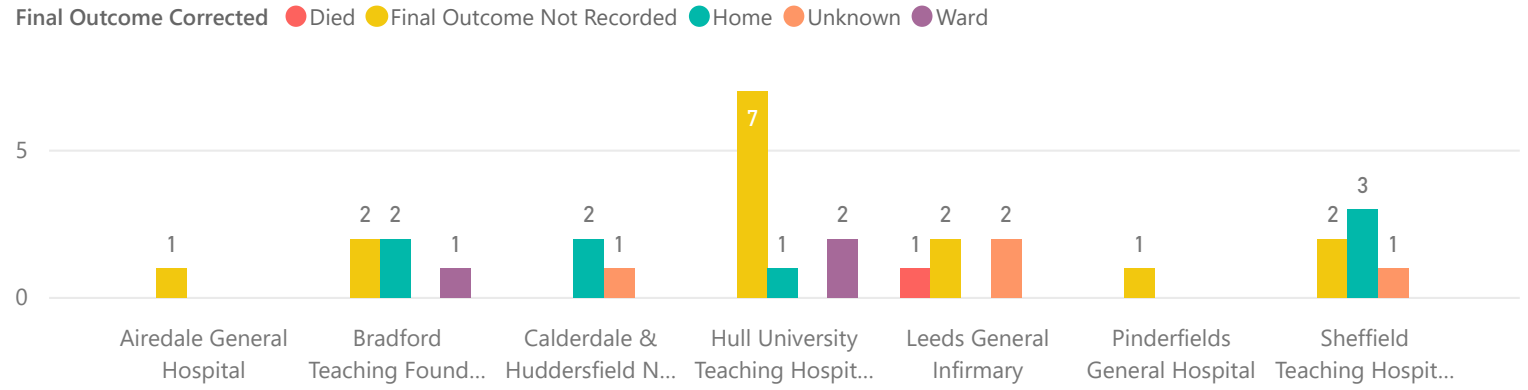
100% of Metrics Met?: ● 100% of Metrics Met ● 100% of Metrics Not Met



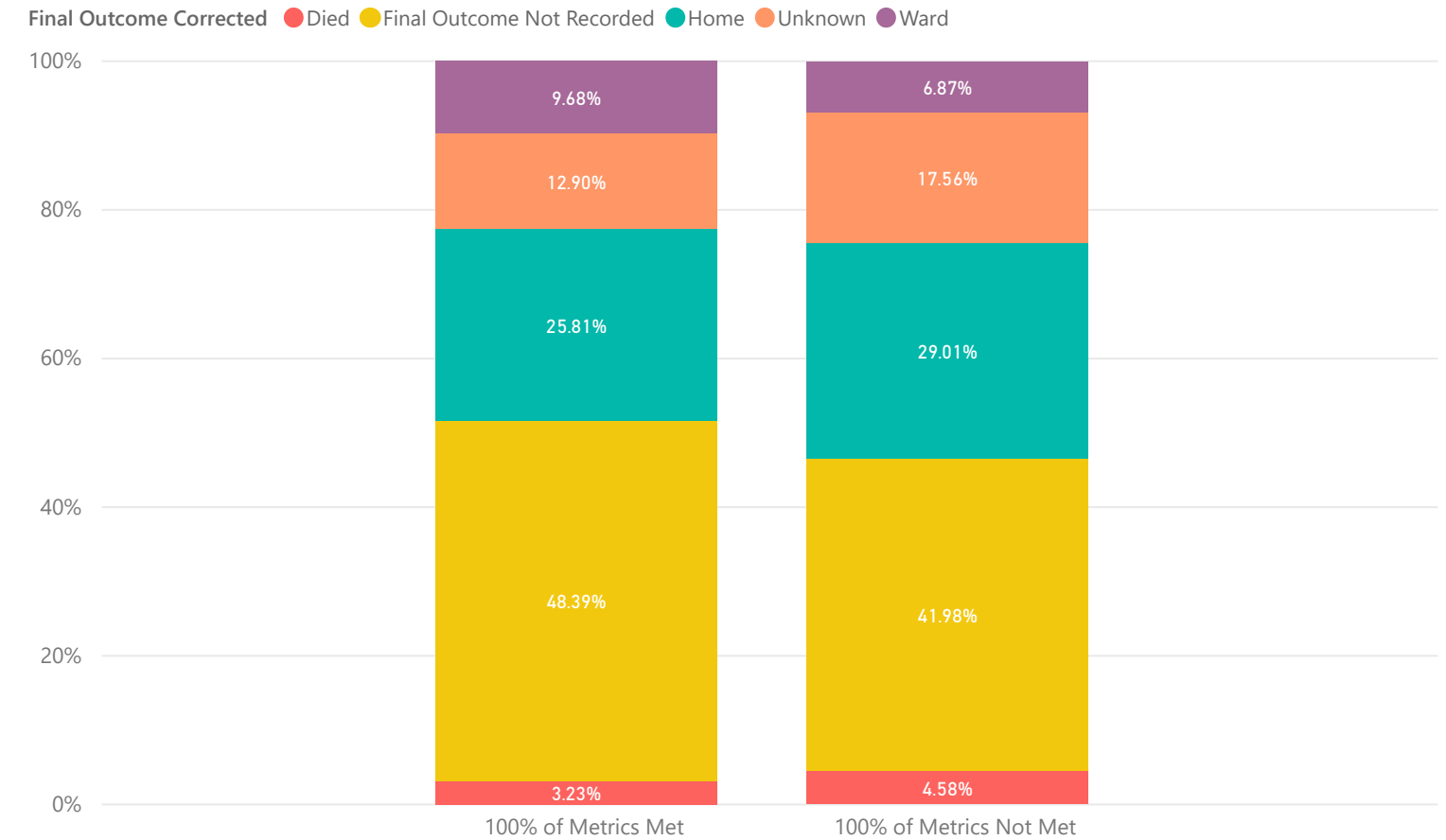
Final Outcome Overview



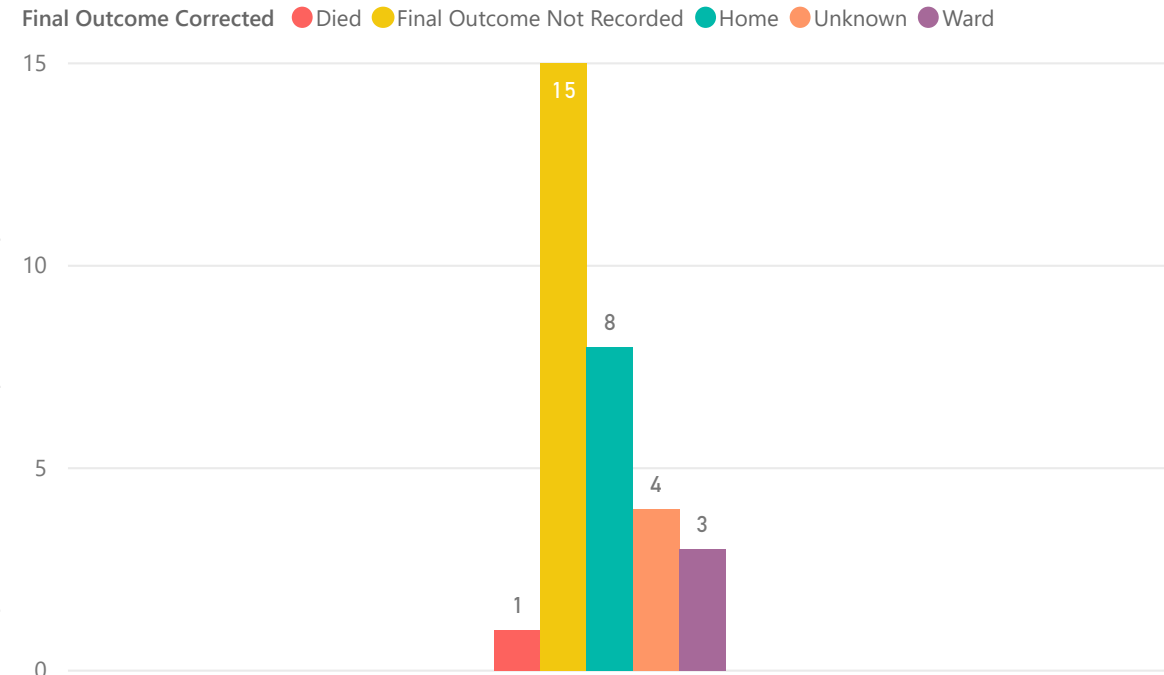
Final Outcome for Babies who achieved 100% of the Metrics by Unit



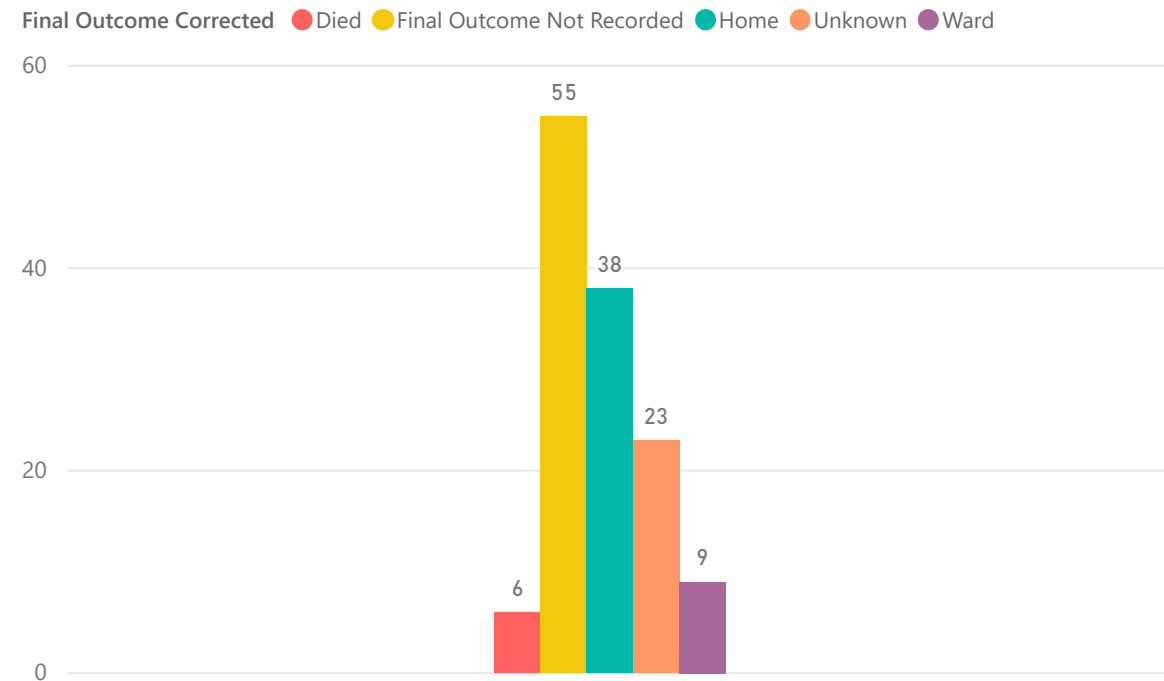
Final Outcome % for Babies who achieved 100% of the Metrics



Final Outcome for Babies who achieved 100% of the Metrics



Final Outcome for Babies who did not achieved 100% of the Metrics



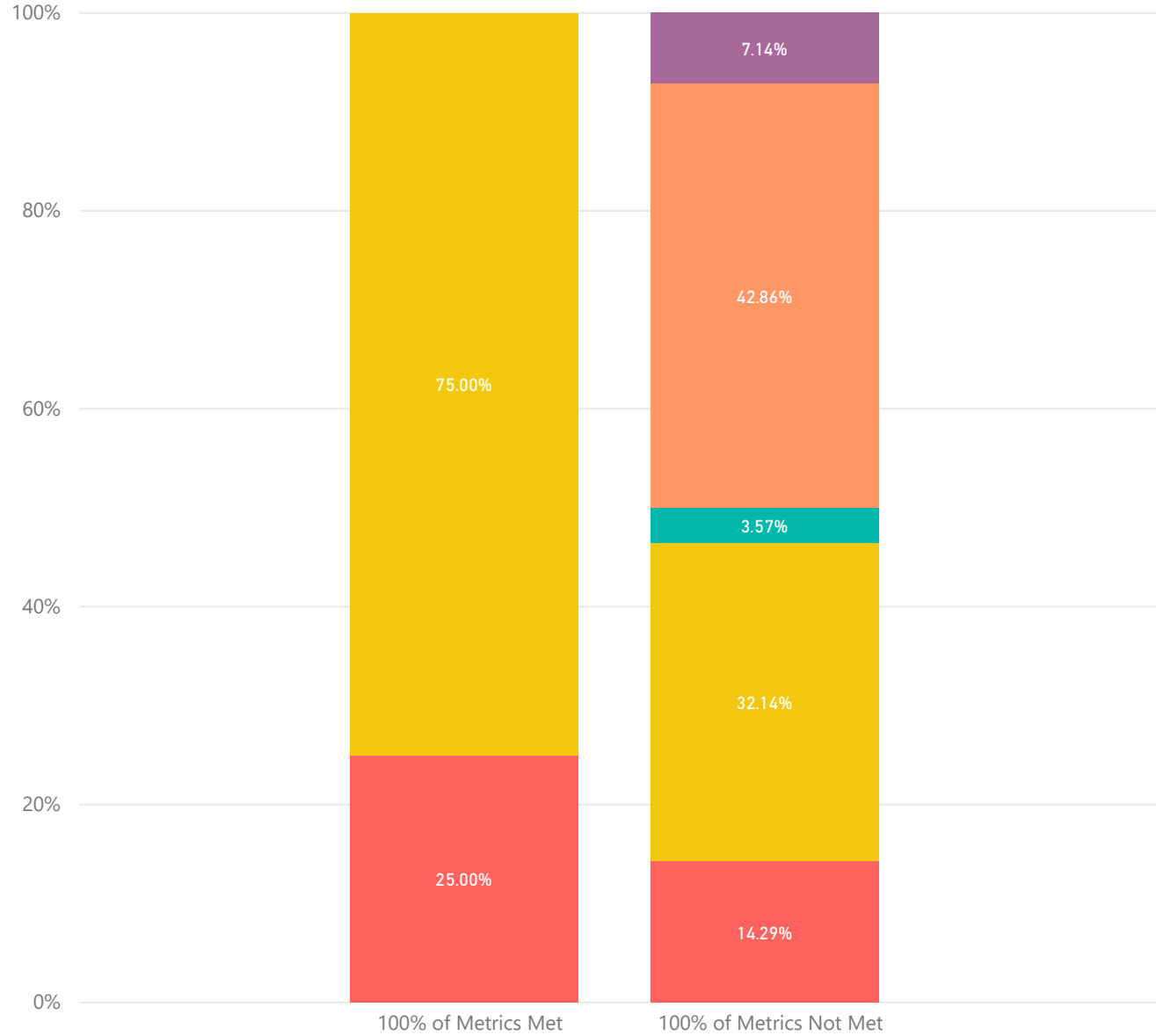


Final Outcome by Gestation Age

100% of Metrics Met

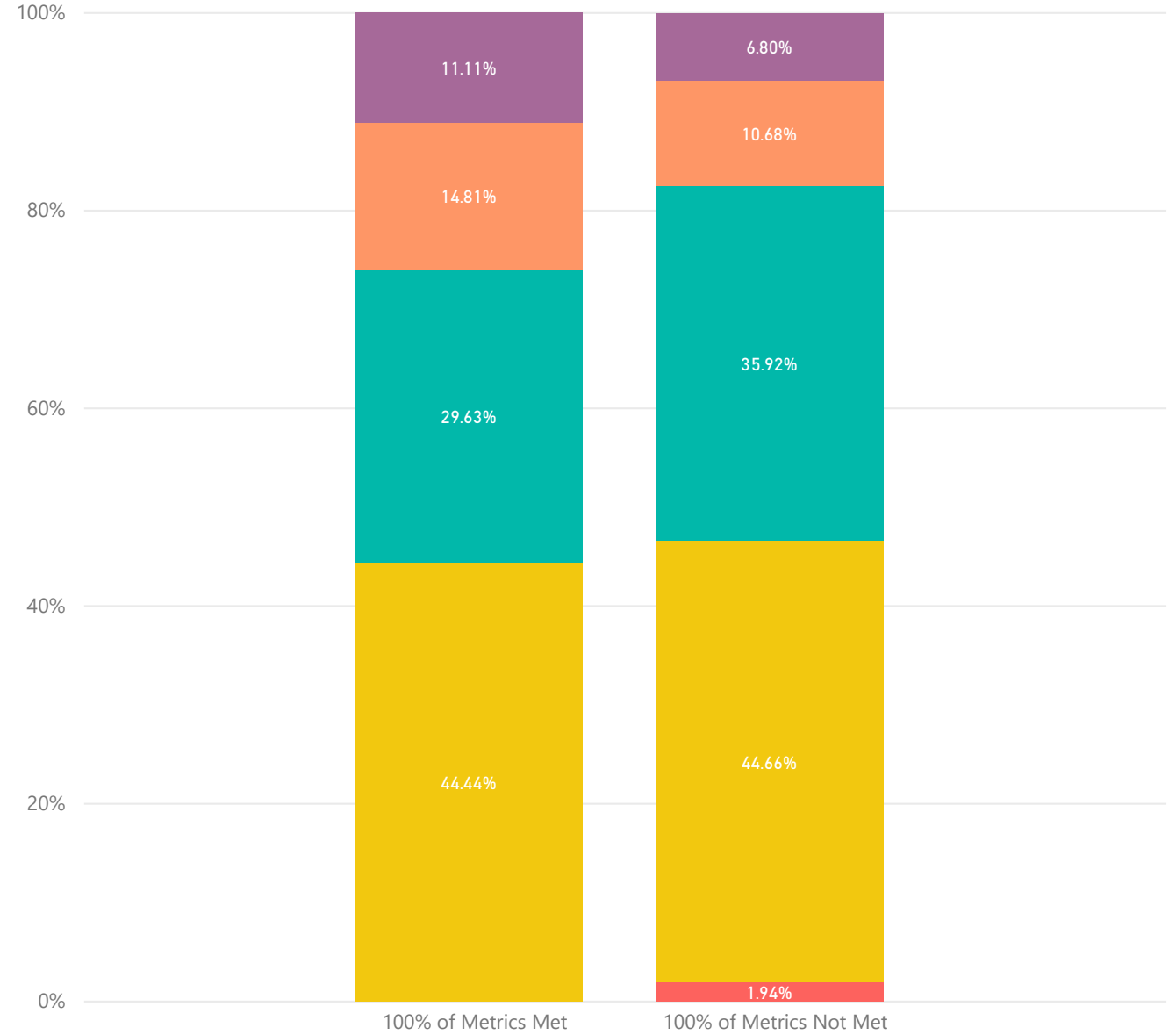
Final Outcome % for babies who achieved 100% of the Metrics (<27 Weeks GA)

Final Outcome Corrected ● Died ● Final Outcome Not Recorded ● Home ● Unknown ● Ward



Final Outcome % for Babies who achieved 100% of the Metrics (≥27 Weeks GA)

Final Outcome Corrected ● Died ● Final Outcome Not Recorded ● Home ● Unknown ● Ward



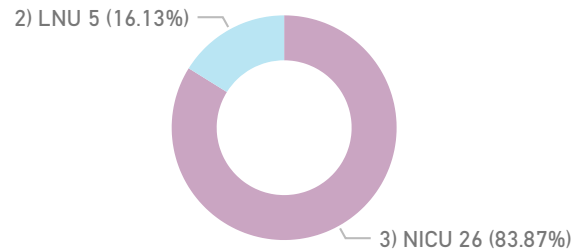


Overview for Metrics Being Met

Breakdown for all Babies by Unit Level

Unit Level	Number of Babies	All Metrics Met	% of Metrics Met
3) NICU	82	26	32%
2) LNU	72	5	7%
1) SCU	8	0	0%
Total	162	31	19%

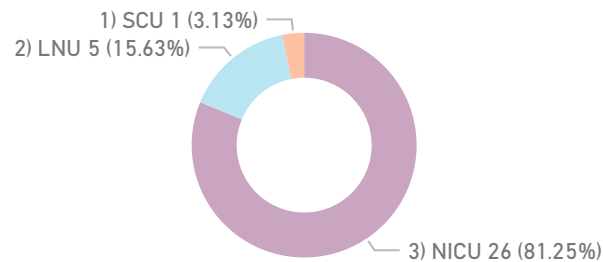
Breakdown for all Babies who Received All Metrics by Unit Level



Breakdown for all Babies by Unit Level (excluding birth location)

Unit Level	Number of Babies	All Metrics Met (Exc. Birth location)	% of Metrics Met (Exc. Birth Location)
3) NICU	82	26	32%
2) LNU	72	5	7%
1) SCU	8	1	13%
Total	162	32	20%

Breakdown for all Babies who Received All Metrics by Unit Level (excluding birth location)



Breakdown by <27 Week GA

Unit	Unit Level	Number of Babies	All Metrics Met	% of Metrics Met
Bradford Teaching Foundation Trust	3) NICU	2	0	0%
Hull University Teaching Hospitals NHS Trust	3) NICU	5	2	40%
Leeds General Infirmary	3) NICU	6	2	33%
Sheffield Teaching Hospitals NHS Foundation Trust	3) NICU	6	0	0%
Calderdale & Huddersfield NHS Foundation Trust	2) LNU	2	0	0%
Chesterfield Royal Hospital NHS Foundation Trust	2) LNU	2	0	0%
Doncaster Royal Infirmary	2) LNU	2	0	0%
Grimsby, Diana Princess of Wales	2) LNU	2	0	0%
Pinderfields General Hospital	2) LNU	4	0	0%
Scarborough General	1) SCU	1	0	0%
Total		32	4	13%

Breakdown by ≥27 Week GA

Unit	Unit Level	Number of Babies	All Metrics Met	% of Metrics Met
Bradford Teaching Foundation Trust	3) NICU	16	5	31%
Hull University Teaching Hospitals NHS Trust	3) NICU	18	8	44%
Leeds General Infirmary	3) NICU	12	3	25%
Sheffield Teaching Hospitals NHS Foundation Trust	3) NICU	17	6	35%
Airedale General Hospital	2) LNU	1	1	100%
Barnsley Hospital NHS Foundation Trust	2) LNU	9	0	0%
Calderdale & Huddersfield NHS Foundation Trust	2) LNU	6	3	50%
Chesterfield Royal Hospital NHS Foundation Trust	2) LNU	5	0	0%
Doncaster Royal Infirmary	2) LNU	5	0	0%
Grimsby, Diana Princess of Wales	2) LNU	2	0	0%
Pinderfields General Hospital	2) LNU	13	1	8%
Rotherham NHS Foundation Trust	2) LNU	4	0	0%
Scunthorpe General Hospital	2) LNU	7	0	0%
York District	2) LNU	8	0	0%
Scarborough General	1) SCU	4	0	0%
St James University Hospital	1) SCU	3	0	0%
Total		130	27	21%

Admission Source Overview



Admission Source Overview for NICU

Admission Source	No of Babies	Correct Unit Type	ANS Given	MagSulph Given	DCC Received	Temp in Range
Theatre	36	36	35	30	17	30
Labour ward	43	43	39	32	22	31
Home	1	0	0	0	0	0
Other	2	2	1	0	1	2
Total	82	81	75	62	40	63

Admission Source Overview for LNU

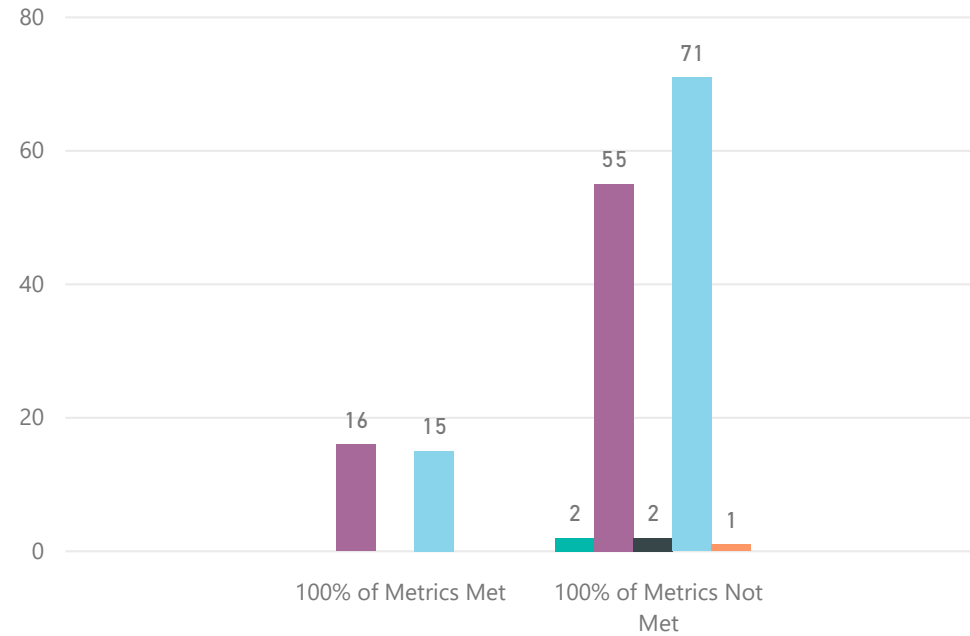
Admission Source	No of Babies	Correct Unit Type	ANS Given	MagSulph Given	DCC Received	Temp in Range
Theatre	45	37	44	39	4	37
Labour ward	25	18	22	15	2	17
Home	1	0	0	0	0	0
Unknown	1	1	1	0	0	0
Total	72	56	67	54	6	54

Admission Source Overview for SCU

Admission Source	No of Babies	Correct Unit Type	ANS Given	MagSulph Given	DCC Received	Temp in Range
Theatre	5	0	4	3	1	5
Labour ward	3	0	3	3	0	2
Total	8	0	7	6	1	7

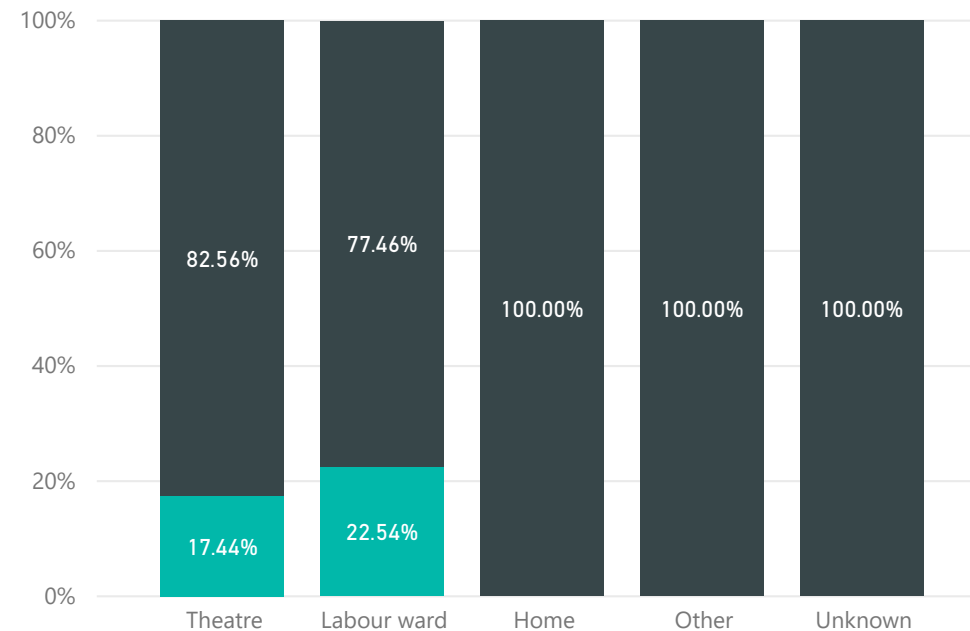
Admission Source for the Babies who achieved 100% of the Metrics

Admission Source ● Home ● Labour ward ● Other ● Theatre ● Unknown



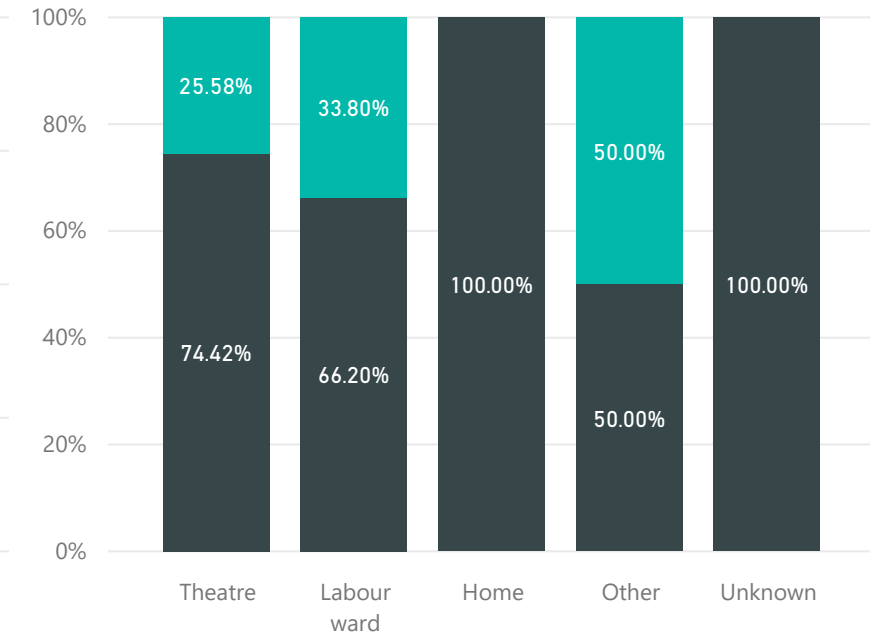
Breakdown by Admission Source (% of Babies who received 100% of the Metrics)

100% of Metrics Met? ... ● 100% of Metrics Met ● 100% of Metrics Not Met



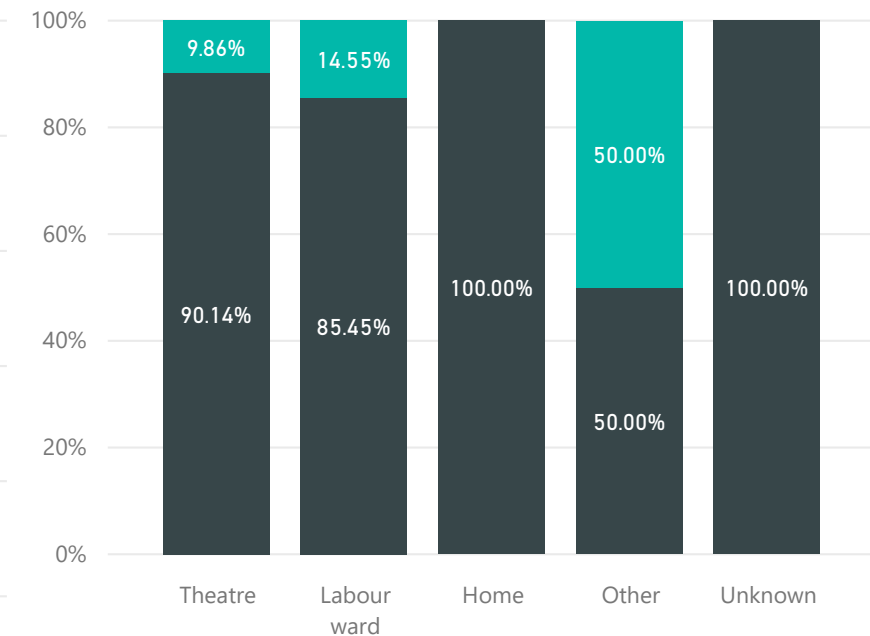
Deferred Cord Clamping by Admission Source (All Babies)

DCC (Y/N) ● No ● Yes



Deferred Cord Clamping by Admission Source (100% of Metrics Not Met)

DCC (Y/N) ● No ● Yes





Unit Overview by Metric

Overview for all Metrics (Including Correct Unit Type)

Metrics Met by NICU

Unit	No of Babies	Correct Unit Type	ANS Given	MagSulph Given	DCC Received	Temp in Range	All Metrics Met
Bradford Teaching Foundation Trust	18	18	17	16	8	12	5
Hull University Teaching Hospitals NHS Trust	23	23	22	18	16	19	10
Leeds General Infirmary	18	17	13	9	8	13	5
Sheffield Teaching Hospitals NHS Foundation Trust	23	23	23	19	8	19	6
Total	82	81	75	62	40	63	26

Metrics Met by LNU

Unit	No of Babies	Correct Unit Type	ANS Given	MagSulph Given	DCC Received	Temp in Range	All Metrics Met
Airedale General Hospital	1	1	1	1	1	1	1
Barnsley Hospital NHS Foundation Trust	9	9	8	8	0	7	0
Calderdale & Huddersfield NHS Foundation Trust	8	6	8	7	3	6	3
Chesterfield Royal Hospital NHS Foundation Trust	7	4	6	1	1	2	0
Doncaster Royal Infirmary	7	5	7	7	0	5	0
Grimsby, Diana Princess of Wales	4	2	3	2	0	2	0
Pinderfields General Hospital	17	12	16	11	1	12	1
Rotherham NHS Foundation Trust	4	3	4	4	0	4	0
Scunthorpe General Hospital	7	6	7	6	0	7	0
York District	8	8	7	7	0	8	0
Total	72	56	67	54	6	54	5

Metrics Met by SCU

Unit	No of Babies	Correct Unit Type	ANS Given	MagSulph Given	DCC Received	Temp in Range	All Metrics Met
Scarborough General	5	0	5	4	0	4	0
St James University Hospital	3	0	2	2	1	3	0
Total	8	0	7	6	1	7	0

Overview for all Metrics (Excluding Correct Unit Type)

Metrics Met by NICU (Excluding Correct Unit Type)

Unit	No of Babies	ANS Given	MagSulph Given	DCC Received	Temp in Range	All Metrics Met (Excluding Correct Unit Type)
Bradford Teaching Foundation Trust	18	17	16	8	12	5
Hull University Teaching Hospitals NHS Trust	23	22	18	16	19	10
Leeds General Infirmary	18	13	9	8	13	5
Sheffield Teaching Hospitals NHS Foundation Trust	23	23	19	8	19	6
Total	82	75	62	40	63	26

Metrics Met by LNU (Excluding Correct Unit Type)

Unit	No of Babies	ANS Given	MagSulph Given	DCC Received	Temp in Range	All Metrics Met (Excluding Correct Unit Type)
Airedale General Hospital	1	1	1	1	1	1
Barnsley Hospital NHS Foundation Trust	9	8	8	0	7	0
Calderdale & Huddersfield NHS Foundation Trust	8	8	7	3	6	3
Chesterfield Royal Hospital NHS Foundation Trust	7	6	1	1	2	0
Doncaster Royal Infirmary	7	7	7	0	5	0
Grimsby, Diana Princess of Wales	4	3	2	0	2	0
Pinderfields General Hospital	17	16	11	1	12	1
Rotherham NHS Foundation Trust	4	4	4	0	4	0
Scunthorpe General Hospital	7	7	6	0	7	0
York District	8	7	7	0	8	0
Total	72	67	54	6	54	5

Metrics Met by SCU (Excluding Correct Unit Type)

Unit	No of Babies	ANS Given	MagSulph Given	DCC Received	Temp in Range	All Metrics Met (Excluding Correct Unit Type)
Scarborough General	5	5	4	0	4	0
St James University Hospital	3	2	2	1	3	1
Total	8	7	6	1	7	1