

# Breast Milk Overview

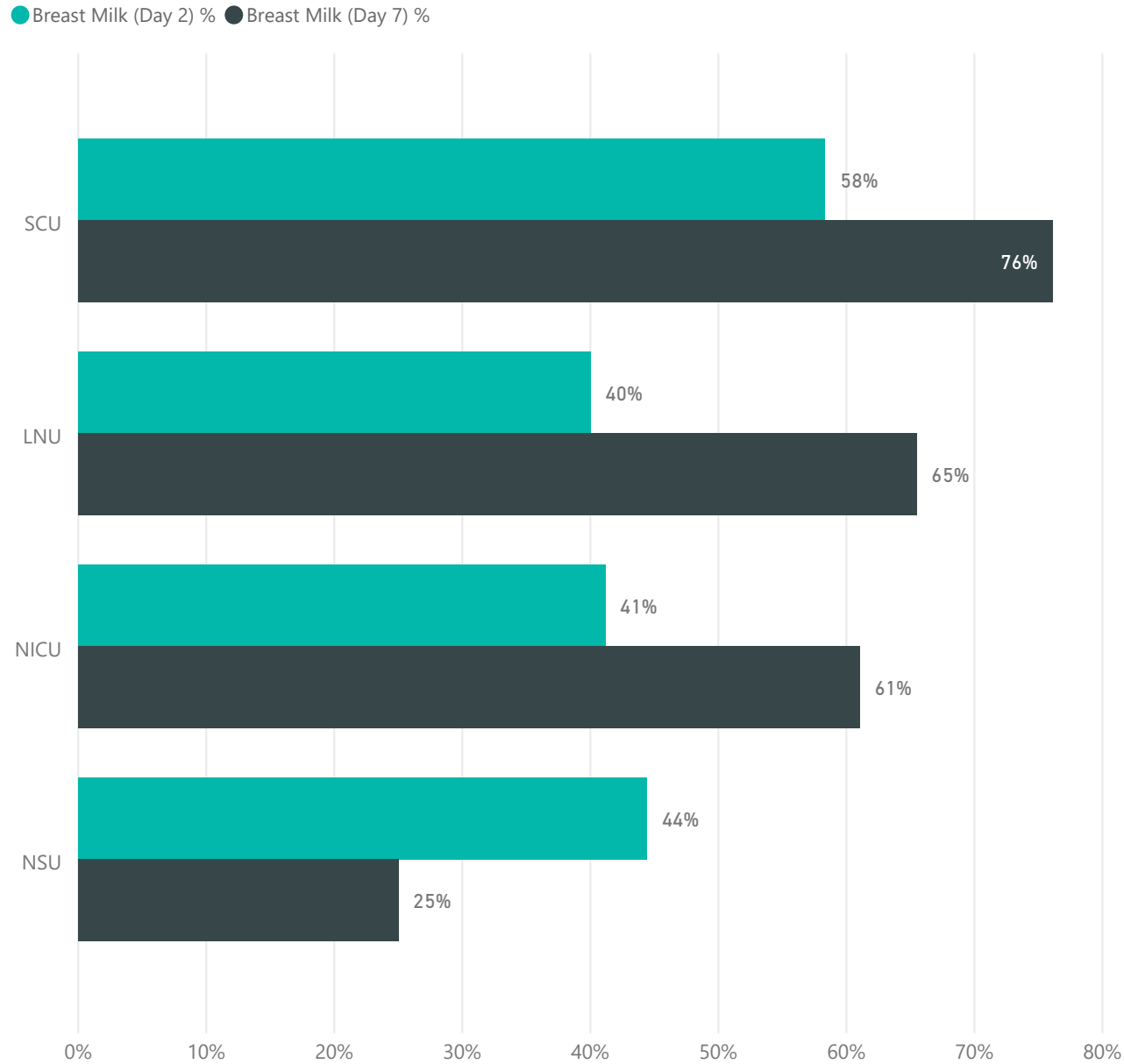
Jan - Mar 2020

**Breast Milk Definitions:** Suckling at the breast  
Mother's fresh expressed breast milk  
Mother's frozen expressed breast milk

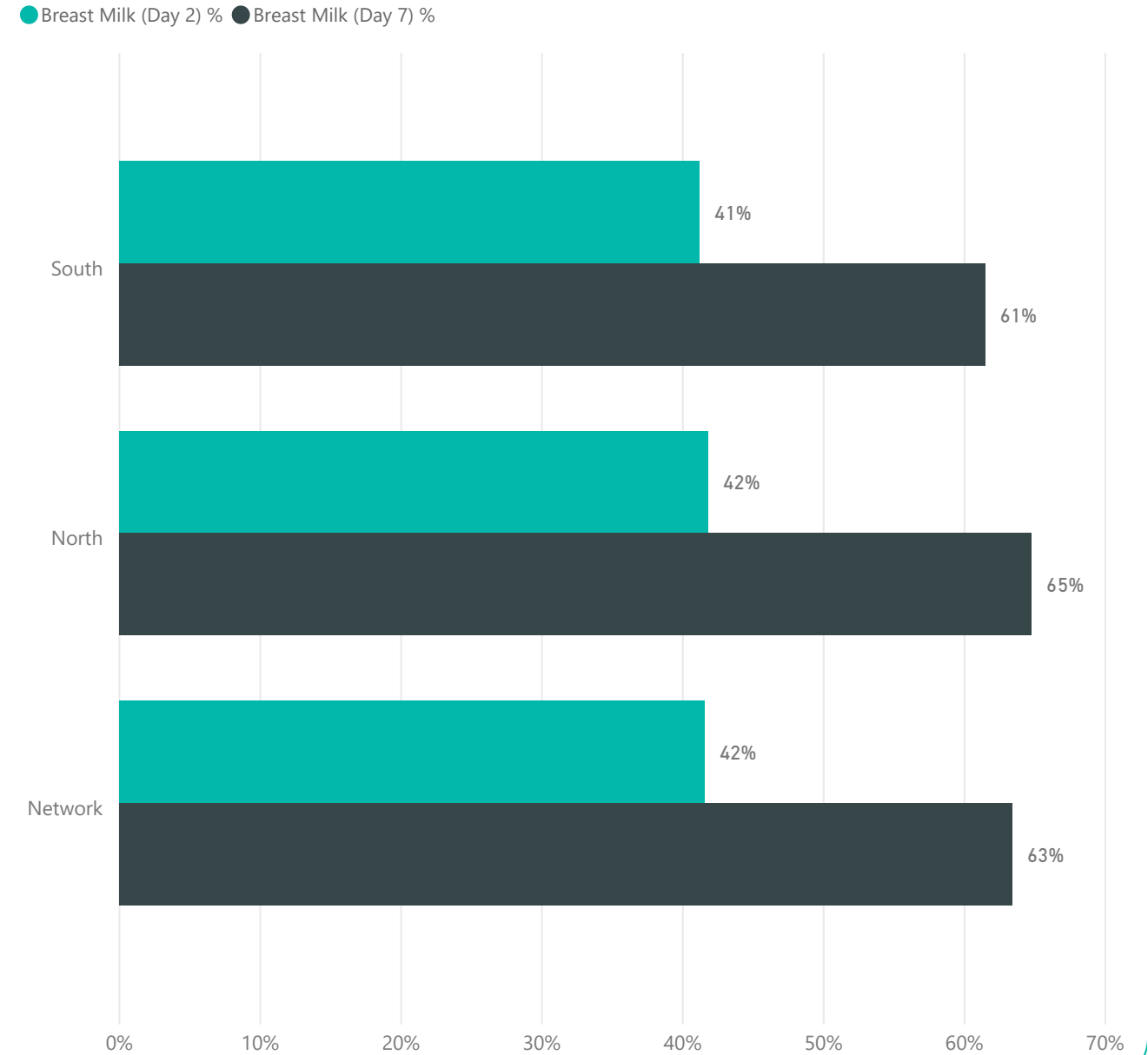
Criteria: 1st Episode  
NNU Stay >0 Days  
Admissions during period



### Average % of Babies who Received Breast Milk on Day 2 and 7 by Unit Level



### Average % of Babies who Received Breast Milk on Day 2 and 7 by North or South of the Network





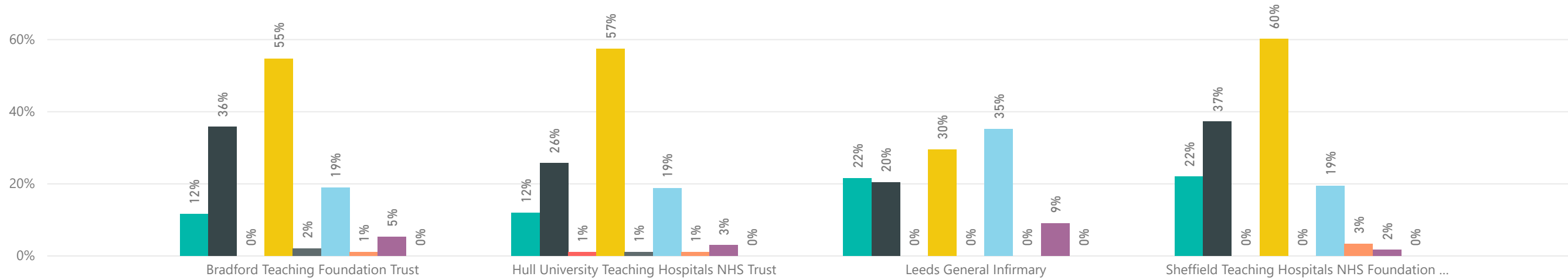
# Feeding Data

## NICU Overview

Unit	Number of pts who had some feeding (Day 2)	Breast Milk (Day 2) %	Number of pts who had some feeding (Day 7)	Breast Milk (Day 7) %	Breast Milk Indicator
Bradford Teaching Foundation Trust	95	42%	64	72%	▲
Hull University Teaching Hospitals NHS Trust	101	36%	64	59%	▲
Leeds General Infirmary	88	35%	41	44%	▲
Sheffield Teaching Hospitals NHS Foundation Trust	118	52%	55	69%	▲

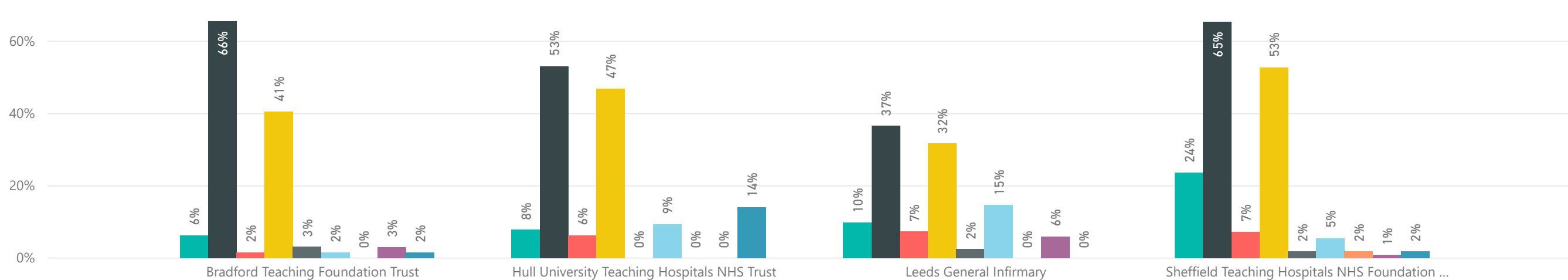
### Enteral Feeding at Day 2

● Suckling at the breast % 
 ● Mother's fresh expressed breast milk % 
 ● Mother's frozen expressed breast milk % 
 ● Formula % 
 ● Donor expressed breast milk % 
 ● Nil by Mouth % 
 ● Other % 
 ● Missing Data % 
 ● Breast milk fortifier %



### Enteral Feeding at Day 7

● Suckling at the breast % 
 ● Mother's fresh expressed breast milk % 
 ● Mother's frozen expressed breast milk % 
 ● Formula % 
 ● Donor expressed breast milk % 
 ● Nil by Mouth % 
 ● Other % 
 ● Missing Data % 
 ● Breast milk fortifier %





# Feeding Data

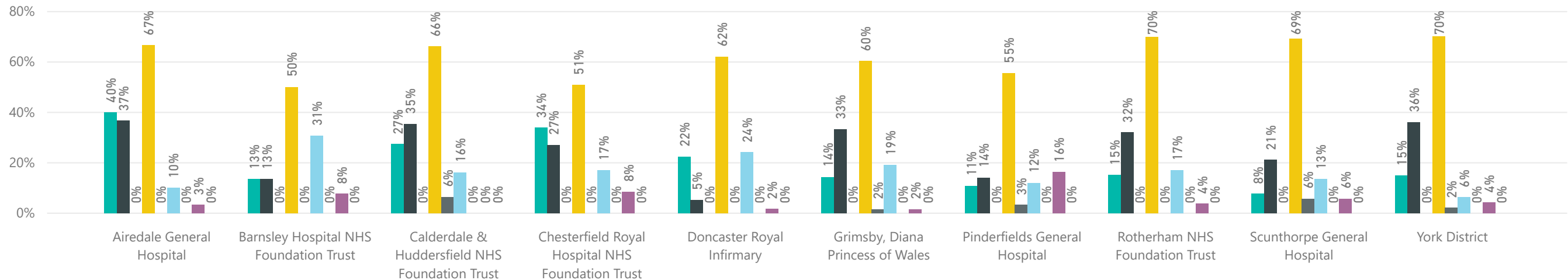
## LNU Overview

Unit	Number of pts who had some feeding (Day 2)	Breast Milk (Day 2) %	Number of pts who had some feeding (Day 7)	Breast Milk (Day 7) %	Breast Milk Indicator
Airedale General Hospital	30	67%	16	88%	▲
Calderdale & Huddersfield NHS Foundation Trust	62	48%	32	91%	▲
Pinderfields General Hospital	92	22%	48	54%	▲
York District	47	47%	28	71%	▲

Unit	Number of pts who had some feeding (Day 2)	Breast Milk (Day 2) %	Number of pts who had some feeding (Day 7)	Breast Milk (Day 7) %	Breast Milk Indicator
Barnsley Hospital NHS Foundation Trust	52	27%	36	61%	▲
Chesterfield Royal Hospital NHS Foundation Trust	59	54%	29	59%	▲
Doncaster Royal Infirmary	58	26%	29	55%	▲
Grimsby, Diana Princess of Wales	63	41%	37	59%	▲
Rotherham NHS Foundation Trust	53	42%	24	54%	▲
Scunthorpe General Hospital	52	27%	24	63%	▲

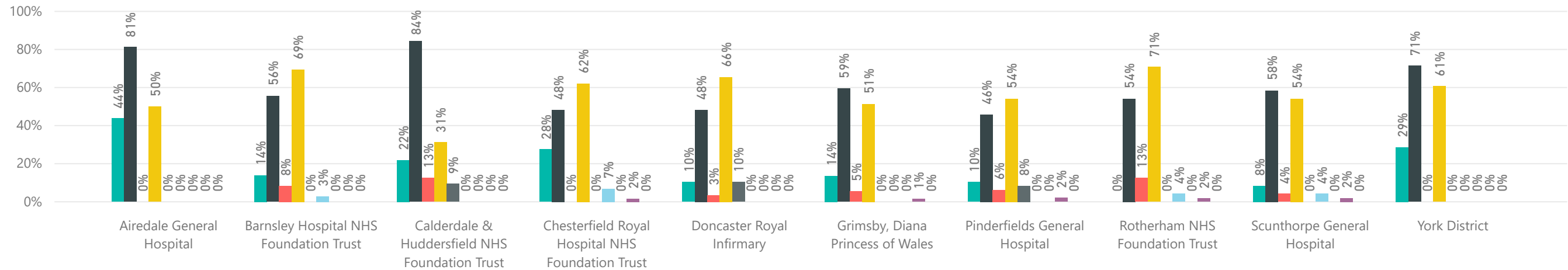
### Enteral Feeding at Day 2

● Suckling at the breast % 
 ● Mother's fresh expressed breast milk % 
 ● Mother's frozen expressed breast milk % 
 ● Formula % 
 ● Donor expressed breast milk % 
 ● Nil by Mouth % 
 ● Other % 
 ● Missing Data % 
 ● Breast milk fortifier %



### Enteral Feeding at Day 7

● Suckling at the breast % 
 ● Mother's fresh expressed breast milk % 
 ● Mother's frozen expressed breast milk % 
 ● Formula % 
 ● Donor expressed breast milk % 
 ● Nil by Mouth % 
 ● Other % 
 ● Missing Data % 
 ● Breast milk fortifier %





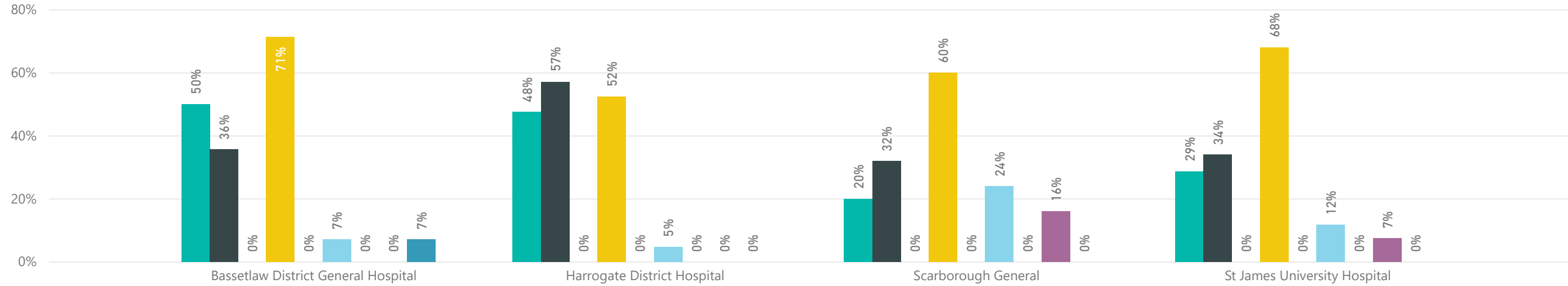
# Feeding Data

## SCU Overview

Unit	Number of pts who had some feeding (Day 2)	Breast Milk (Day 2) %	Number of pts who had some feeding (Day 7)	Breast Milk (Day 7) %	Breast Milk Indicator
Bassetlaw District General Hospital	14	64%	6	100%	▲
Harrogate District Hospital	21	81%	7	100%	▲
Scarborough General	25	36%	9	44%	▲
St James University Hospital	94	52%	40	60%	▲

### Enteral Feeding at Day 2

● Suckling at the breast % 
 ● Mother's fresh expressed breast milk % 
 ● Mother's frozen expressed breast milk % 
 ● Formula % 
 ● Donor expressed breast milk % 
 ● Nil by Mouth % 
 ● Other % 
 ● Missing Data % 
 ● Breast milk fortifier %



### Enteral Feeding at Day 7

● Suckling at the breast % 
 ● Mother's fresh expressed breast milk % 
 ● Mother's frozen expressed breast milk % 
 ● Formula % 
 ● Donor expressed breast milk % 
 ● Nil by Mouth % 
 ● Other % 
 ● Missing Data % 
 ● Breast milk fortifier %

