

# Breast Milk Overview

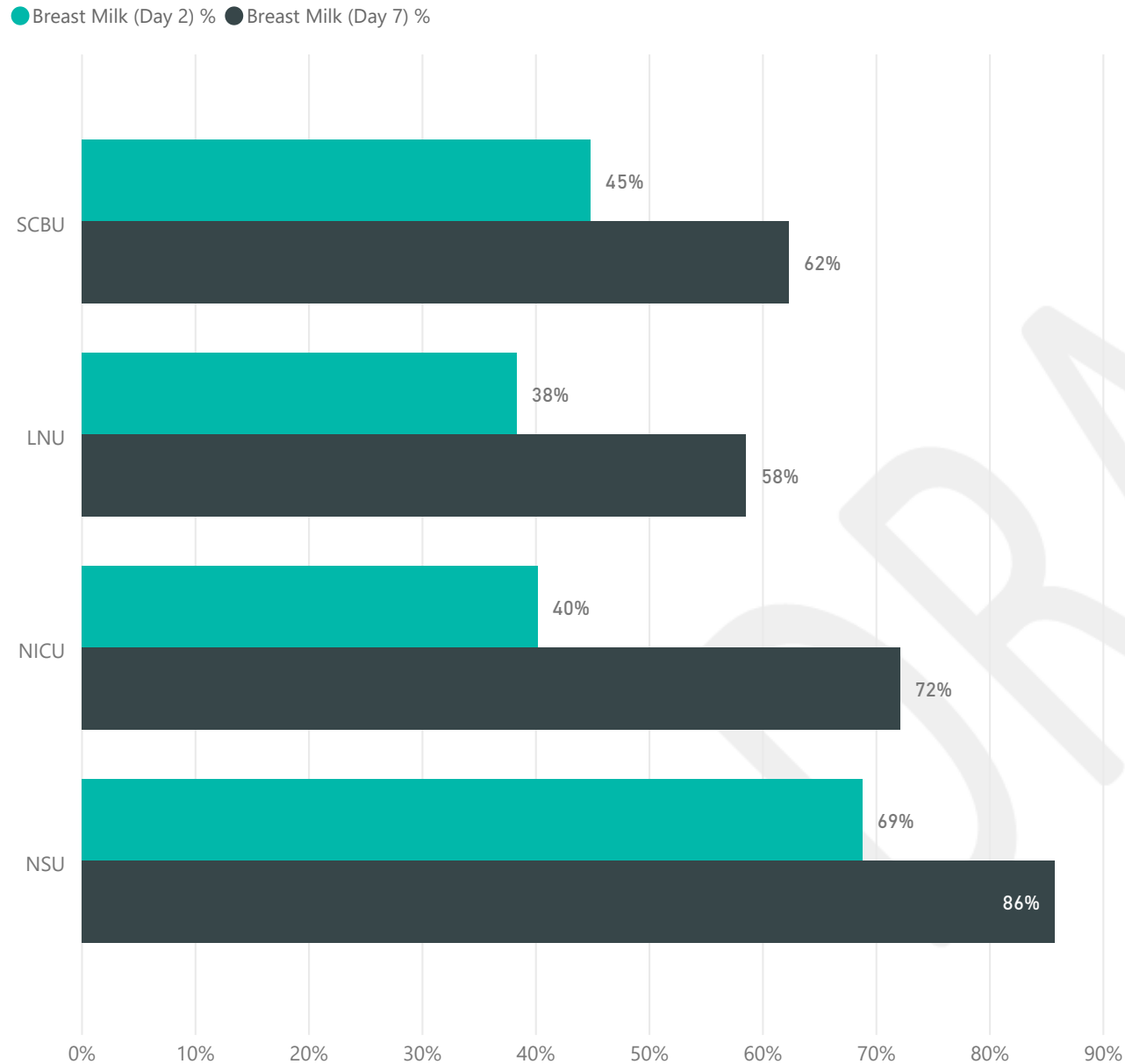
Oct - Dec 2019

**Breast Milk Definitions:** Suckling at the breast  
Mother's fresh expressed breast milk  
Mother's frozen expressed breast milk

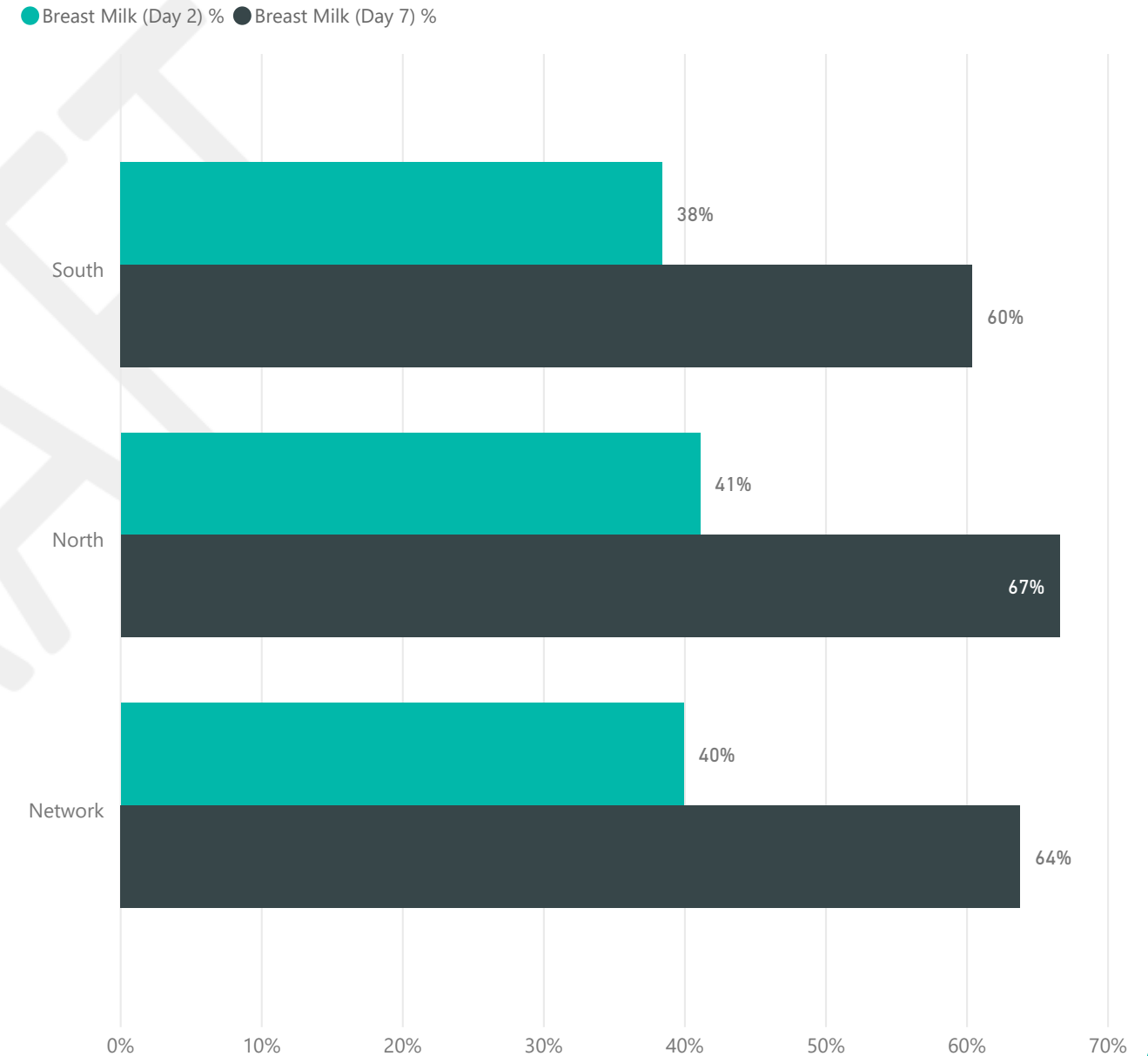
**Criteria:** 1st Episode  
NNU Stay >0 Days  
Admissions during period



### Average % of Babies who Received Breast Milk on Day 2 and 7 by Unit Level



### Average % of Babies who Received Breast Milk on Day 2 and 7 by North or South of the Network





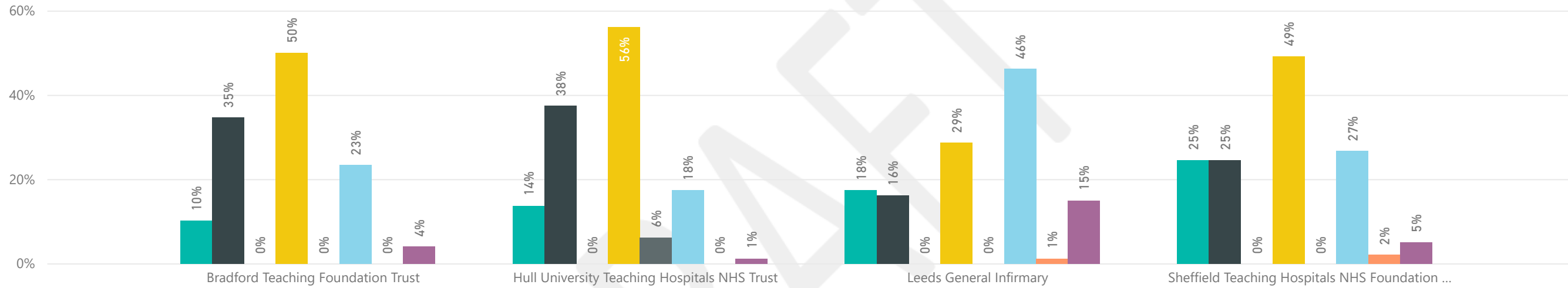
# Feeding Data

## NICU Overview

Unit	Number of pts who had some feeding (Day 2)	Breast Milk (Day 2) %	Number of pts who had some feeding (Day 7)	Breast Milk (Day 7) %	Breast Milk Change between Day 2 to Day 7
Bradford Teaching Foundation Trust	98	42%	68	74%	▲
Hull University Teaching Hospitals NHS Trust	80	48%	50	70%	▲
Leeds General Infirmary	80	30%	27	78%	▲
Sheffield Teaching Hospitals NHS Foundation Trust	138	41%	82	67%	▲

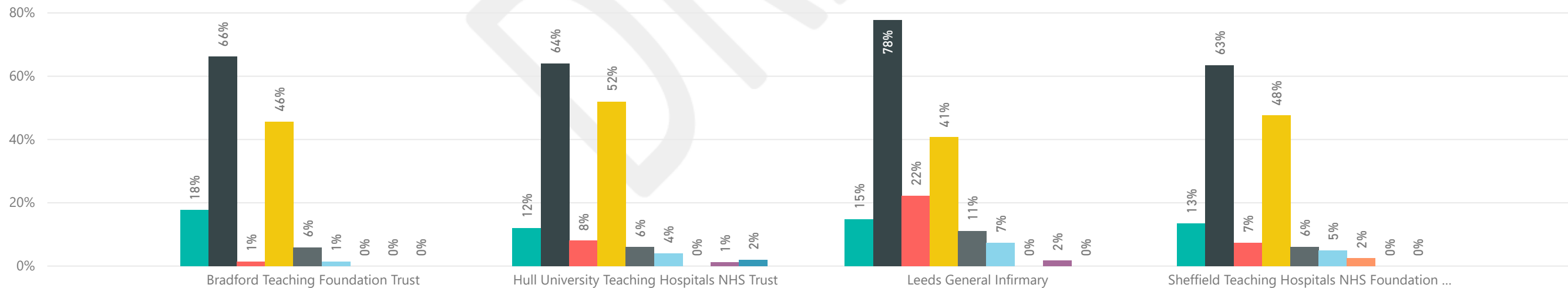
### Enteral Feeding at Day 2

● Suckling at the breast % 
 ● Mother's fresh expressed breast milk % 
 ● Mother's frozen expressed breast milk % 
 ● Formula % 
 ● Donor expressed breast milk % 
 ● Nil by Mouth % 
 ● Other % 
 ● Missing Data %



### Enteral Feeding at Day 7

● Suckling at the breast % 
 ● Mother's fresh expressed breast milk % 
 ● Mother's frozen expressed breast milk % 
 ● Formula % 
 ● Donor expressed breast milk % 
 ● Nil by Mouth % 
 ● Other % 
 ● Missing Data % 
 ● Breast milk fortifier %



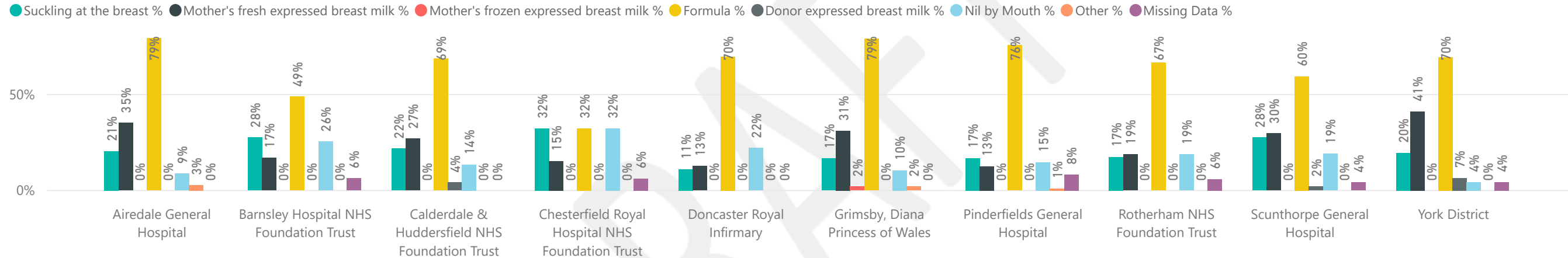


# Feeding Data LNU Overview

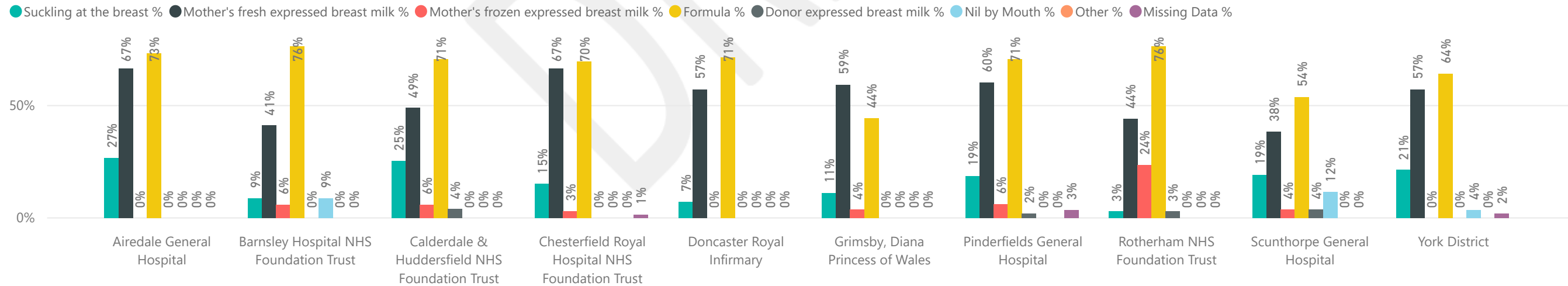
Unit	Number of pts who had some feeding (Day 2)	Breast Milk (Day 2) %	Number of pts who had some feeding (Day 7)	Breast Milk (Day 7) %	Breast Milk Change between Day 2 to Day 7
Airedale General Hospital	34	47%	15	67%	▲
Calderdale & Huddersfield NHS Foundation Trust	96	36%	51	53%	▲
Pinderfields General Hospital	95	28%	48	63%	▲
York District	46	46%	28	61%	▲

Unit	Number of pts who had some feeding (Day 2)	Breast Milk (Day 2) %	Number of pts who had some feeding (Day 7)	Breast Milk (Day 7) %	Breast Milk Change between Day 2 to Day 7
Barnsley Hospital NHS Foundation Trust	47	40%	34	44%	▲
Chesterfield Royal Hospital NHS Foundation Trust	65	48%	33	70%	▲
Doncaster Royal Infirmary	63	22%	28	61%	▲
Grimsby, Diana Princess of Wales	48	42%	27	67%	▲
Rotherham NHS Foundation Trust	69	29%	34	47%	▲
Scunthorpe General Hospital	47	45%	26	54%	▲

## Enteral Feeding at Day 2



## Enteral Feeding at Day 7





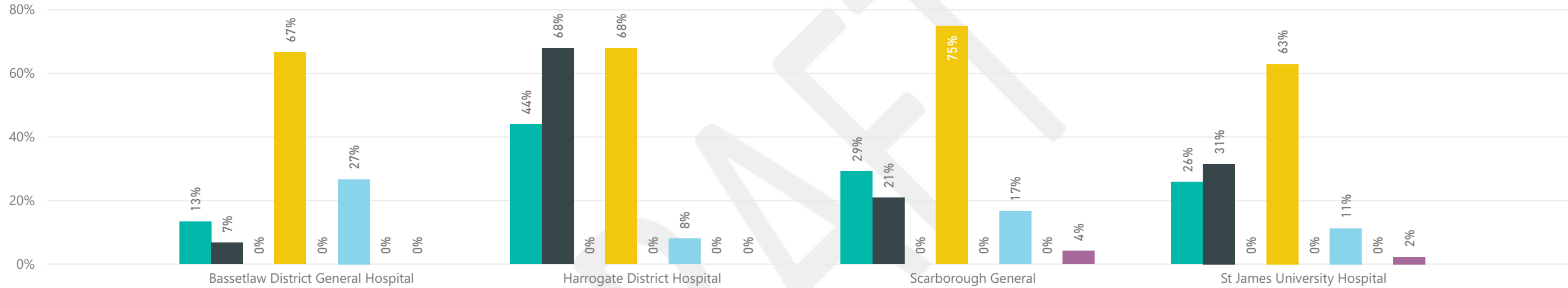
# Feeding Data

## SCBU Overview

Unit	Number of pts who had some feeding (Day 2)	Breast Milk (Day 2) %	Number of pts who had some feeding (Day 7)	Breast Milk (Day 7) %	Breast Milk Change between Day 2 to Day 7
Bassetlaw District General Hospital	15	13%	4	50%	▲
Harrogate District Hospital	25	76%	9	78%	▲
Scarborough General	24	42%	8	50%	▲
St James University Hospital	89	48%	28	71%	▲

### Enteral Feeding at Day 2

● Suckling at the breast % 
 ● Mother's fresh expressed breast milk % 
 ● Mother's frozen expressed breast milk % 
 ● Formula % 
 ● Donor expressed breast milk % 
 ● Nil by Mouth % 
 ● Other % 
 ● Missing Data %



### Enteral Feeding at Day 7

● Suckling at the breast % 
 ● Mother's fresh expressed breast milk % 
 ● Mother's frozen expressed breast milk % 
 ● Formula % 
 ● Donor expressed breast milk % 
 ● Nil by Mouth % 
 ● Other % 
 ● Missing Data % 
 ● Breast milk fortifier %

