

# Breast Milk Overview

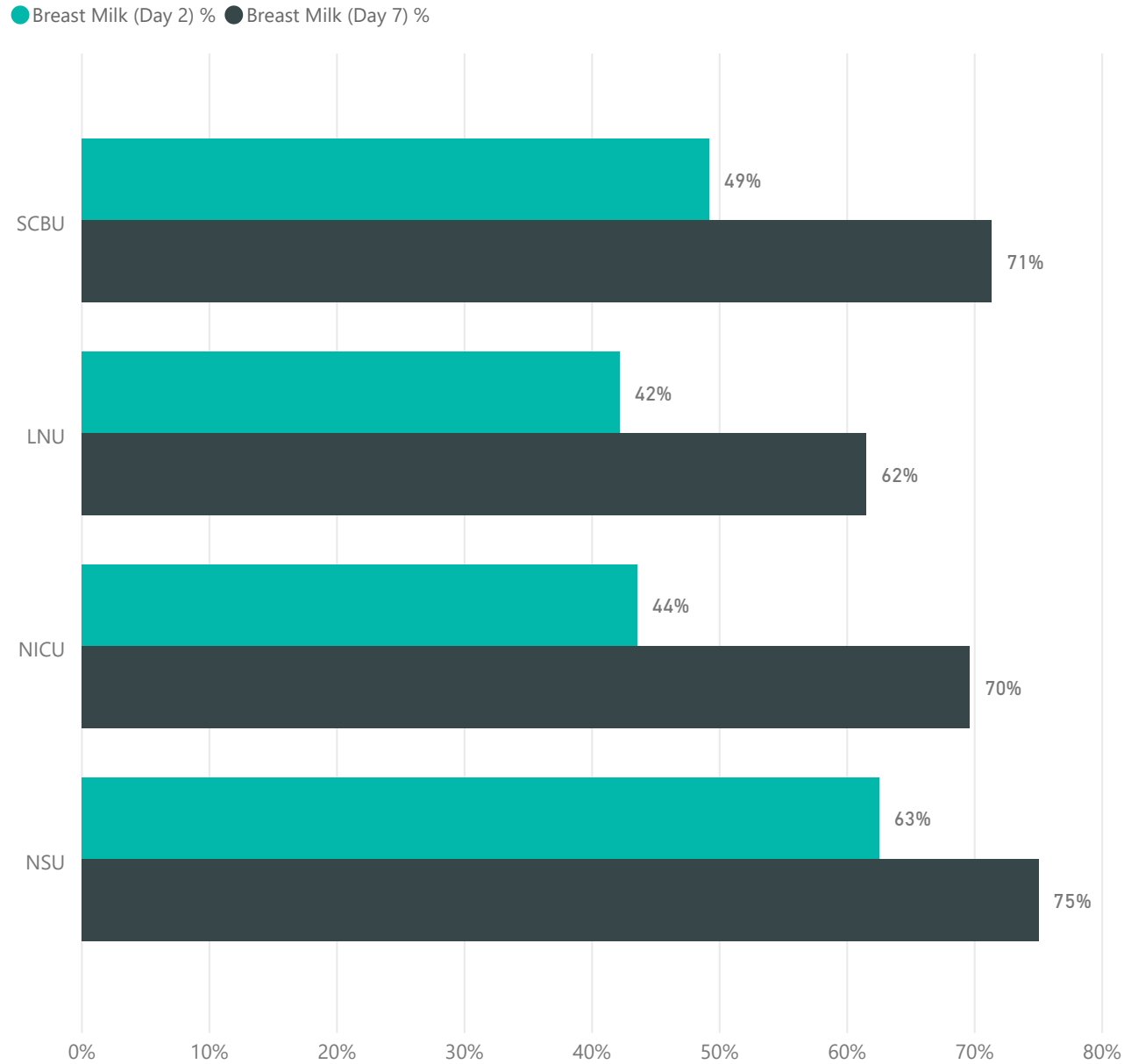
Apr - Jun 2019

**Breast Milk Definitions:** Suckling at the breast  
Mother's fresh expressed breast milk  
Mother's frozen expressed breast milk

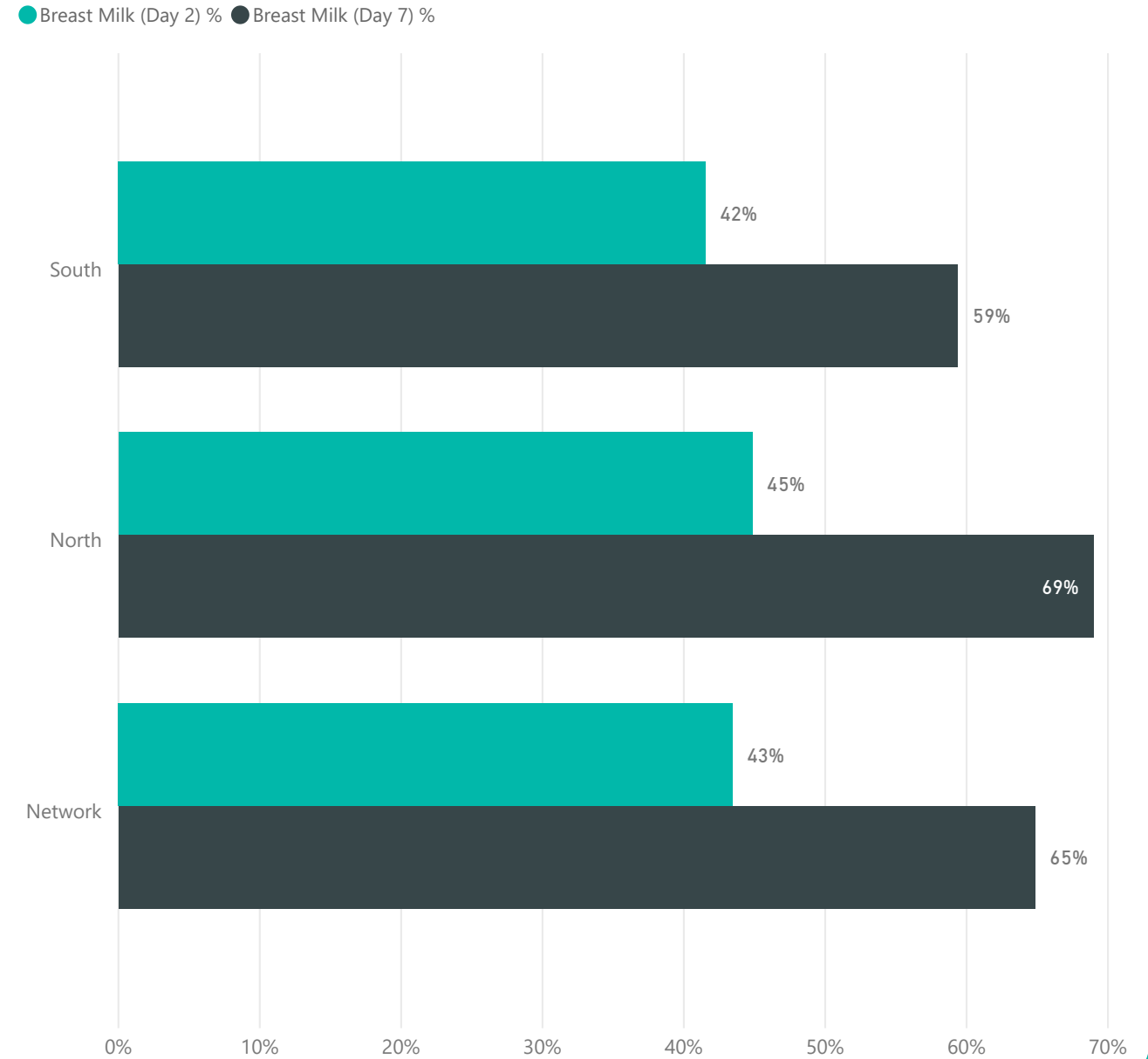
Criteria: 1st Episode  
NNU Stay >0 Days  
Admissions during period



### Average % of Babies who Received Breast Milk on Day 2 and 7 by Unit Level



### Average % of Babies who Received Breast Milk on Day 2 and 7 by North or South of the Network





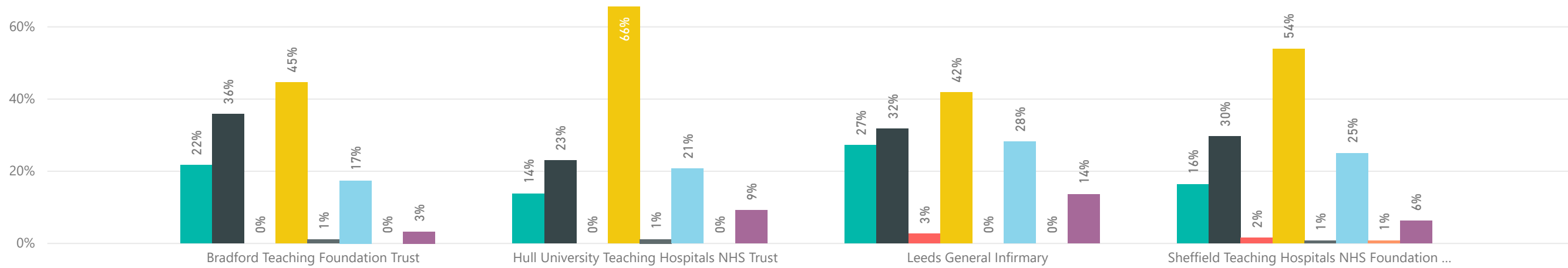
# Feeding Data

## NICU Overview

Unit	Number of pts who had some feeding (Day 2)	Breast Milk (Day 2) %	Number of pts who had some feeding (Day 7)	Breast Milk (Day 7) %	Breast Milk Change between Day 2 to Day 7
Bradford Teaching Foundation Trust	92	53%	62	73%	▲
Hull University Teaching Hospitals NHS Trust	87	34%	60	67%	▲
Leeds General Infirmary	110	48%	47	79%	▲
Sheffield Teaching Hospitals NHS Foundation Trust	128	38%	76	61%	▲

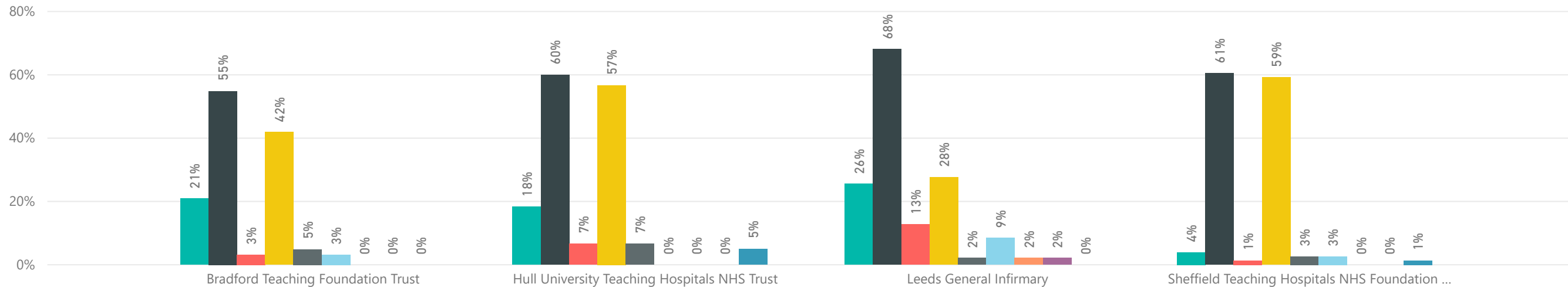
### Enteral Feeding at Day 2

● Suckling at the breast % 
 ● Mother's fresh expressed breast milk % 
 ● Mother's frozen expressed breast milk % 
 ● Formula % 
 ● Donor expressed breast milk % 
 ● Nil by Mouth % 
 ● Other % 
 ● Missing Data %



### Enteral Feeding at Day 7

● Suckling at the breast % 
 ● Mother's fresh expressed breast milk % 
 ● Mother's frozen expressed breast milk % 
 ● Formula % 
 ● Donor expressed breast milk % 
 ● Nil by Mouth % 
 ● Other % 
 ● Missing Data % 
 ● Breast milk fortifier %



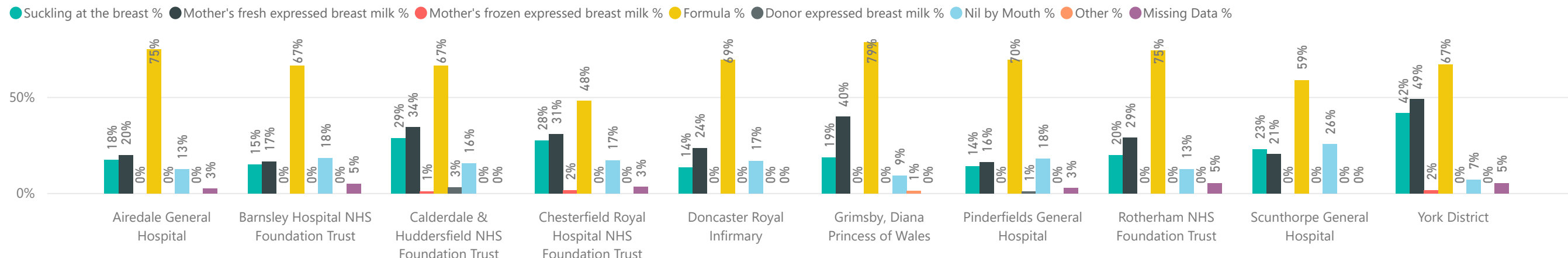


# Feeding Data LNU Overview

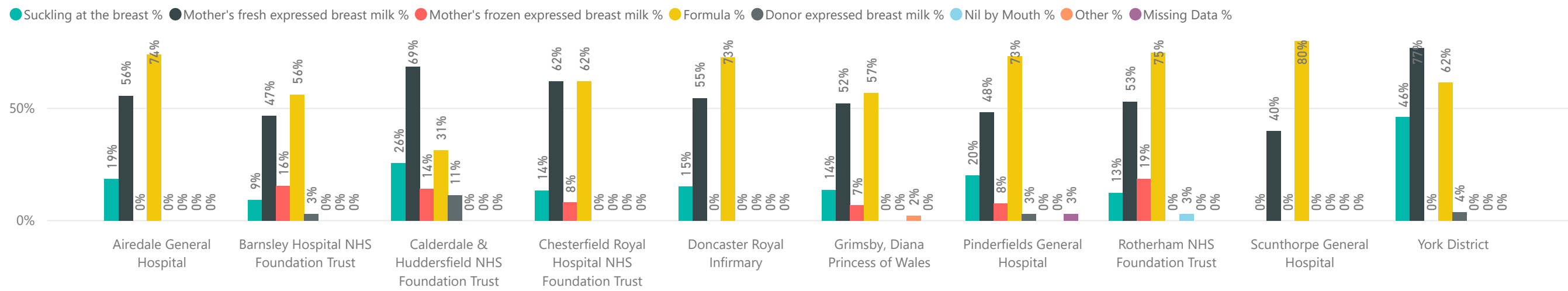
Unit	Number of pts who had some feeding (Day 2)	Breast Milk (Day 2) %	Number of pts who had some feeding (Day 7)	Breast Milk (Day 7) %	Breast Milk Change between Day 2 to Day 7
Airedale General Hospital	40	30%	27	56%	▲
Calderdale & Huddersfield NHS Foundation Trust	90	50%	35	74%	▲
Pinderfields General Hospital	105	28%	64	58%	▲
York District	55	67%	26	85%	▲

Unit	Number of pts who had some feeding (Day 2)	Breast Milk (Day 2) %	Number of pts who had some feeding (Day 7)	Breast Milk (Day 7) %	Breast Milk Change between Day 2 to Day 7
Barnsley Hospital NHS Foundation Trust	60	25%	32	56%	▲
Chesterfield Royal Hospital NHS Foundation Trust	58	55%	37	68%	▲
Doncaster Royal Infirmary	59	36%	33	64%	▲
Grimsby, Diana Princess of Wales	75	56%	44	59%	▲
Rotherham NHS Foundation Trust	55	42%	32	56%	▲
Scunthorpe General Hospital	39	33%	20	40%	▲

## Enteral Feeding at Day 2



## Enteral Feeding at Day 7





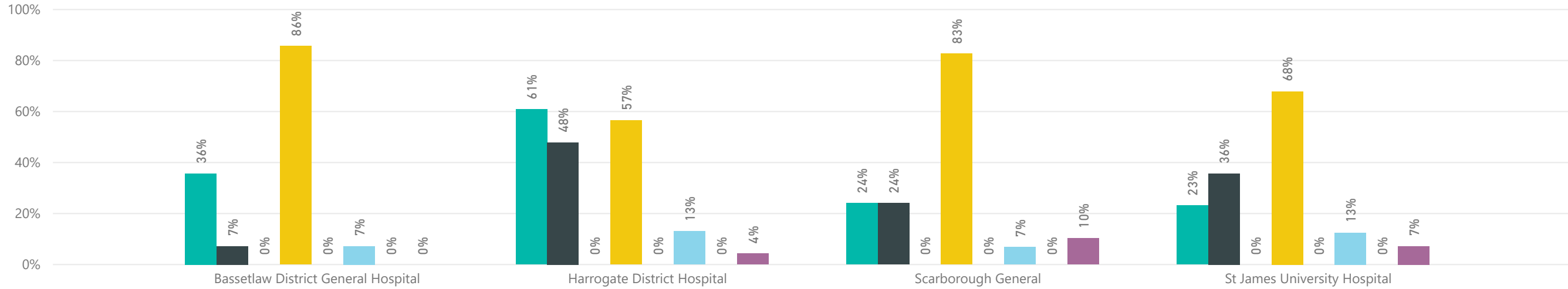
# Feeding Data

## SCBU Overview

Unit	Number of pts who had some feeding (Day 2)	Breast Milk (Day 2) %	Number of pts who had some feeding (Day 7)	Breast Milk (Day 7) %	Breast Milk Change between Day 2 to Day 7
Bassetlaw District General Hospital	14	43%	5	60%	▲
Harrogate District Hospital	23	70%	7	100%	▲
Scarborough General	29	38%	18	61%	▲
St James University Hospital	56	46%	28	64%	▲

### Enteral Feeding at Day 2

● Suckling at the breast % 
 ● Mother's fresh expressed breast milk % 
 ● Mother's frozen expressed breast milk % 
 ● Formula % 
 ● Donor expressed breast milk % 
 ● Nil by Mouth % 
 ● Other % 
 ● Missing Data %



### Enteral Feeding at Day 7

● Suckling at the breast % 
 ● Mother's fresh expressed breast milk % 
 ● Mother's frozen expressed breast milk % 
 ● Formula % 
 ● Donor expressed breast milk % 
 ● Nil by Mouth % 
 ● Other % 
 ● Missing Data % 
 ● Breast milk fortifier %

